



PATHFINDER PARTS MANUAL


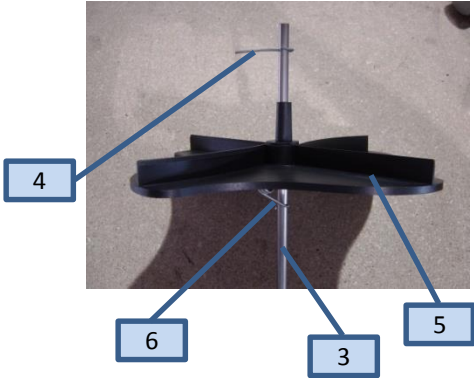


Congratulations on the purchase of your Ground Logic, Inc. machine. This product has been carefully designed and manufactured to be a dependable piece of equipment that will provide years of trouble-free operation.

For future reference, place the serial number of the machine and date of purchase below:

Serial Number: _____





Date of Purchase: _____

HOPPER GROUP




Item	Part No.	Description	Qty
1	G0100	Hopper	1
2	G0104	Complete gate assembly	1
3	G0105	Spinner shaft	1
4	G0106	Agitator wire	1
5	G0102	Spinner	1
6	G0107	Spinner clip	1
7	A0132	Accuway cable bolt/nut assembly	1
8	G0108	Cable holder plate	1
9	A0135	Holder plate bolt	1
10	B0110	Spinner shaft coupling	1
11	G0109	Shower cap (not shown)	1
12	A0104	Screw, 1/4-20 x 1/2	6
13	A0105	Screw, 1/4-20 x 3/4	4
14	F0165	Hopper gate cable bolt	1
15	A0134	Nut, narrow nylock 1/4-20	1
16	A0110	Washer, 1/4	4
17	A0108	Nut, nylock 1/4-20	4
18	G0149	Hopper bottom bearing	1

POWER TRANSMISSION GROUP




Item2	Part No.	Description	Qty
1	C0103	Honda engine, GX200	1
2	C0119	Exhaust deflector assembly	1
3	C0110	Engine pulley	1
4	B0111	Key, 3/16-1/4 stepped key	1
5	C0120	Main drive v-belt, AX35	1
6	C0104	Peerless transmission	1
7	C0130	Transmission pulley	1
8	B0112	Key, 3/16 x 1	1
9	F0133	Shift lever	1
10	A0111	Screw, 1/4-28 x 1/2, fine thread	1
11	C0108	Fuel tank	1
12	B0113	Fuel tank cap	1
13	B0115	Fuel tank fitting	1
14	B0114	Fuel line	1
15	B0116	Fuel line clamp	2
16	A0114	Screw, 5/16-18 x 1 3/4	4
17	A0117	Nut, nylock 5/16-18	8
18	A0116	Screw, 5/16-18 x 3	4
19	A0153	Screw, 5/16-18 x 2 1/4	2
20	F0157	Transmission spacer	2
21	A0119	Washer, 5/16	8
22	B0132	Key, 1/4 x 3	2




Item	Part No.	Description	Qty
1	F0162	Jackshaft	1
2	C0111	Jackshaft input pulley	1
3	B0112	Key, 3/16 x 1	2
4	C0116	Jackshaft output pulley	1
5	C0115	Pillow block	2
6	A0120	Screw, 3/8-16 x 1 1/4	4
7	A0124	Nut, nylock 3/8-16	4
8	C0121	Pump/spinner v-belt, AX24	1
9	C0114	Pump pulley	1
10	B0131	Pump pulley reducer bushing	1
11	C0113	Gearbox pulley	1
12	C0112	Gearbox	1
13	A0104	Screw, 1/4-20 x 1/2	4
14	G0103	Pump	1
15	A0104	Screw, 1/4-20 x 1/2	2
16	A0125	Washer, 3/8	4
17	G0116	Fitting, 1/2 female, 3/8 barb	2


SPRAY SYSTEM GROUP




Item	Part No.	Description	Qty
1	G0110	3-way valve	1
2	G0119	Fitting, 90 elbow, 1/4 male, 3/8 barb	3
3	G0142	Pressure gauge	1
4	G0112	Pressure relief valve	1
5	G0138	Fitting, 90 elbow, 1/2 female, 1/2 female	1
6	G0118	Fitting, 1/2 male, 3/8 barb	2
7	A0157	Screw, 1/4-20 x 2	4
8	A0108	Nut, nylock 1/4-20	4
9	G0161	Hose, 3/8 id x 5/8 od x 18" long	1
10	G0162	Hose, 3/8 id x 5/8 od x 14" long	1
11	G0126	Hose, 3/8 id x 5/8 od x 46" long	1
12	G0127	Hose, 3/8 id x 5/8 od x 36" long	1
13	G0125	Hose, 3/8 id x 5/8 od x 53" long	1
14	G0124	Hose, 3/8 id x 5/8 od x 8" long (not shown)	1
15	G0159	Hose, 3/8 id x 5/8 od x 32" long (not shown)	1
16	G0160	Hose, 3/8 id x 5/8 od x 22" long (not shown)	1
17	G0130	Nozzle cap	2
18	G0131	Nozzle strainer	2
19	G0132	Nozzle gasket	2
20	G0133	Nozzle body	2
21	G0128	Broadcast spray tip	1
22	G0129	Trim spray tip	1
24	G0120	Fitting, 1/4 female, 3/8 barb	2



- 9
- 1
- 2




- 7
- 6
- 8



- 3

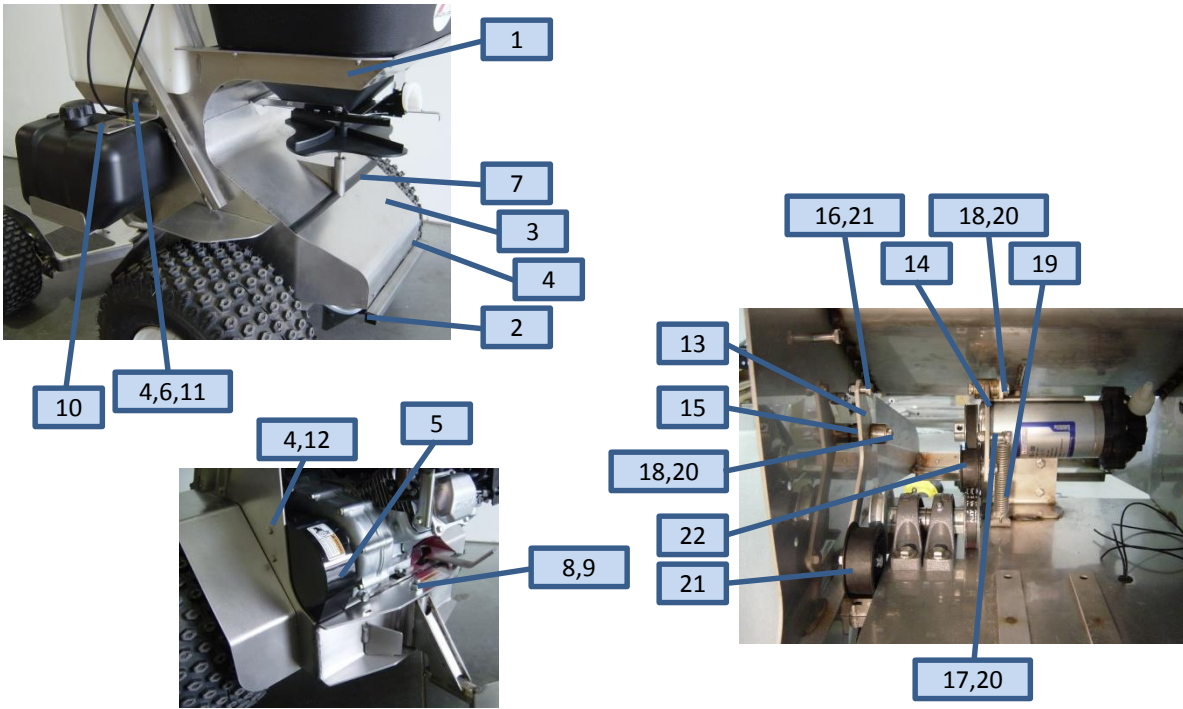
Item	Part No.	Description	Qty
1	G0101	Spray tank, 12 gallon	1
2	G0134	Spray tank cap	1
3	A0138	Screw, 5/16-18 x 1/2	4
4	G0114	Fitting, 90 elbow, 3/4 male, 3/4 female	1
5	G0115	Fitting, 3/4 to 1/2 reducer hex bushing	1
6	G0135	Filter assembly	1
7	G0118	Fitting, 1/2 male, 3/8 barb	1
8	G0163	Valve, spray tank shut off	1
9	B0119	Grommet	1

HANDLEBAR GROUP





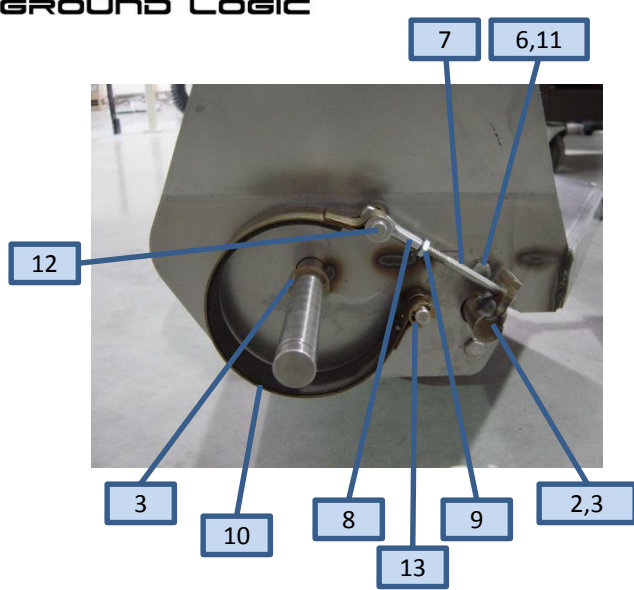
Item	Part No.	Description	Qty
1	S0103	Handlebar frame assembly	1
2	B0120	Grip	2
3	B0121	Tubing cap, 1" round	2
4	F0115	Console	1
5	F0175	Valve mount plate	1
6	A0106	Screw, 1/4-20 x 1 1/2	4
7	A0157	Screw, 1/4-20 x 2	2
8	A0113	Screw, 5/16-18 x 3/4	4
9	A0108	Nut, nylock 1/4-20	6
10	A0117	Nut, nylock 5/16-18	4
11	B0108	Hopper gate cable assembly	1
12	A0102	Screw, #10-24 x 1/2 socket head cap	2
13	A0103	Nut, nylock #10-24	2
14	B0107	Spread pattern control cable assembly, turn to lock	1
15	B0109	Throttle cable assembly	1
16	B0122	Split loom, 3/8 x 28	1
17	B0144	Spray valve actuator cable assembly	1
18	F0348	Cable support rod, aluminum	2
19	B0155	Split loom, 1/2 x 24	2

MAIN FRAME GROUP




Item	Part No.	Description	Qty
1	S0105	Main frame assembly	1
2	B0123	Bumper cap, 1" square	2
3	F0143	Front cowl	1
4	A0104	Screw, 1/4-20 x 1/2	6
5	S0112	Engine pulley cover	1
6	A0108	Nut, nylock 1/4-20	6
7	B0124	Front cowl trim	2
8	A0154	Screw, 3/4-10 x 6	1
9	A0155	Nut, nylock 3/4-10 thin	1
10	F0146	Fuel tank clamp	1
11	A0110	Washer, 1/4	2
12	A0109	Clip nut, 1/4-20	2
13	S0108	Large idler arm assembly	1
14	S0109	Small idler arm assembly	1
15	B0105	Idler arm bushing	4
16	A0128	Screw, 3/8 x 1/4 shoulder, 5/16-18 thd	1
17	A0129	Screw, 3/8 x 3/4 shoulder, 5/16-18 thd	2
18	A0131	Screw, 3/8 x 1 3/4 shoulder, 5/16-18 thd	2
19	B0125	Idler spring	2
20	A0117	Nut, nylock 5/16-18	5
21	CO118	Large idler pulley	1
22	CO117	Small idler pulley	1

OPERATOR PLATFORM GROUP



Item	Part No.	Description	Qty
1	S0113	Operator platform assembly	1
2	F0107	Brake shaft assembly	1
3	B0117	Retaining ring, 3/4 shaft	4
4	F0111	Brake pedal	1
5	A0118	Nut, std hex 5/16-18	1
6	A0117	Nut, nylock 5/16-18	5
7	A0107	Screw, 1/4-20 x 2 1/2	2
8	A0139	Nut, 1/4-20 eye	2
9	A0142	Nut, thin jam 1/4-20	2
10	C0122	Brake band	2
11	A0113	Screw, 5/16-18 x 3/4	4
12	B0126	Clevis assembly, 1/4 x 1 1/4 with retaining rings	2
13	B0127	Retaining ring, 3/8 shaft	2
14	B0106	Anti-slip pads, 3 pieces	1
15	S0104	Platform tie plate assembly	1
16	B0102	Bushing, 7/8 id x 1 1/8 od x 1 1/2 flange x 1 long	2
17	B0148	Bearing, tapered roller cone for 5/8 shaft	2
18	B0149	Bearing seal	2
19	F0119	Spacer	2
20	B0129	Zerk	1
21	A0140	Nut, slotted castle 3/4-16	1
22	A0141	Cotter pin, 5/32 x 1 1/2	1

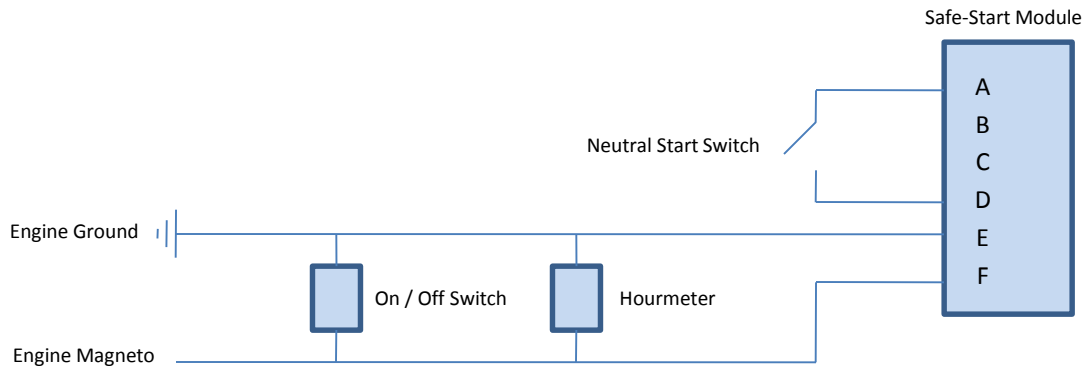

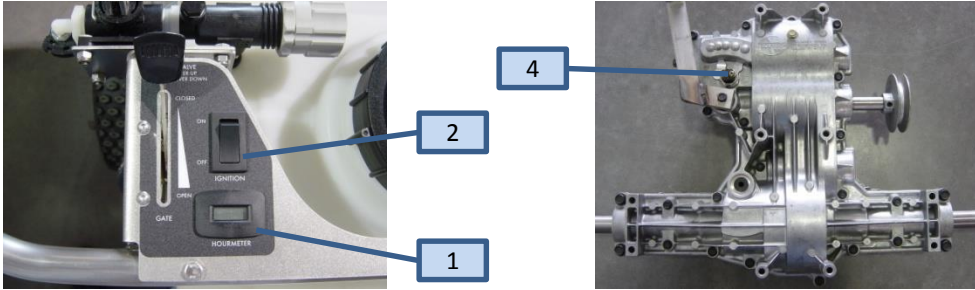


Item	Part No.	Description	Qty
1	C0106	Complete front wheel assembly	2
2	C0105	Front hub	2
3	F0164	Front hub spacer (not shown)	2
4	A0143	Lug nut, 1/2-13, zinc	8
5	B0130	Retaining ring, 1" shaft	2
6	C0126	Tire, 13x650-6	2
7	C0123	Tube, for 13x650-6 tire	2
8	C0101	Brake hub	2
9	C0100	Band brake drum	2
10	A0140	Screw, 5/16-18 x 5/8, zinc	12
11	A0144	Lug nut, 5/16-18, zinc	8
12	A0146	Nut, std hex 5/16-18, zinc	20
13	A0145	Washer, 5/16 lock, zinc	20
14	B0117	Retaining ring, 3/4" shaft	2
15	B0133	Shim, 1 x 1.5 x .075	2
16	B0134	Shim, .75 x 1.5 x .075	2
17	C0102	Complete rear wheel assembly	2
18	B0132	Key, 1/4 square x 3 long	2

DIVERTER ASSEMBLY GROUP



Item	Part No.	Description	Qty
1	S0111	Diverter assembly	1
2	B0146	Shaft collar	1
3	B0145	Compression spring	1
4	F0167	Diverter handle	1
5	B0136	Diverter handle grip	1





Item	Part No.	Description	Qty
1	E0102	Hour meter	1
2	E0101	Ignition on/off switch	1
3	E0100	Safe-start module	1
4	E0103	Neutral start switch	1
5	E0104	Wiring harness	1
6	A0104	Screw, 1/4-20 x 1/2	1
7	A0108	Nut, nylock 1/4-20	1
8	A0110	Washer, 1/4	1




Item	Part No.	Description	Qty
1	H0100	Gear selector label	1
2	H0101	Left console label	1
3	H0102	Right console label	1
4	H0103	Elliptical logo label	1
5	H0104	Avoid serious injury label	1
6	H0105	Exposed moving parts label	1
7	H0106	Do not operate label	1
8	H0107	Avoid flooding cylinder label	1
9	H0108	Avoid transmission damage label	1
10	H0109	Muffler and shields label	1
11	H0111	Not for sale in California label	1

SPRAY BAR & SPRAY WAND GROUP (OPTIONAL)



Item	Part No.	Description	Qty
1	SPB-100-1	Spray bar	1
2	S0119	Spray bar nozzle assembly, left	1
2a	G0146	Nozzle body, left	1
2b	G0131	Nozzle strainer	1
2c	G0132	Nozzle gasket	1
2d	G0130	Nozzle cap	1
2e	G0129	Trim spray tip (red)	1
3	S0128	Spray bar nozzle assembly, right	1
3a	G0147	Nozzle body, right	1
3b	G0131	Nozzle strainer	1
3c	G0132	Nozzle gasket	1
3d	G0130	Nozzle cap	1
3e	G0129	Trim spray tip (red)	1
4	G0183	PVC tubing, 1/2"	1
5	G0184	Nylon T, 1/2" male	1
6	B0163	Clamp, 1/2" tubing	6
7	G0185	Nylon elbow, 90 degree 1/2" barb	1
8	G0186	Reducer bushing, 3/8 x 1/4	1
9	G0169	Nozzle, green	1
10	G0170	Spray gun	1
11	G0171	Coil hose	1
12	G0187	Nylon T, 1/4 female	1
13	G0188	Nylon fitting, 1/4 x 3/8 barb	2
14	B0162	Spray wand bracket	1
15	G0178	Velcro strap	1
16	A0104	Fastener, 1/4-20 x 3/4	2
17	A0109	Nut, 1/4-20	2

SALT SPREADER BAFFLE (OPTIONAL)



Item	Part No.	Description	Qty
1	SSB-120-2	Salt Spreader Baffle Assembly (120# hoppers)	1
	SSB-220-2	Salt Spreader Baffle Assembly (220# hoppers)	1
2	G0199	Ice melt shield	1
3	G0200	Ice melt agitator	1
4	G0201	Ice melt shield wing nuts	2
5	F0448	Shield bracket, left hand side (120# hopper)	1
	F0445	Shield bracket, left hand side (220# hopper)	1
6	F0449	Shield bracket, right hand side (120# hopper)	1
	F0446	Shield bracket, right hand side (220# hopper)	1