



# Parts Manual

Mfg. No: 5900533  
Procut S Series (H2224KAVFS)

5900632 - 61" Side Discharge Mower Deck (R61).....

Not For  
Reproduction

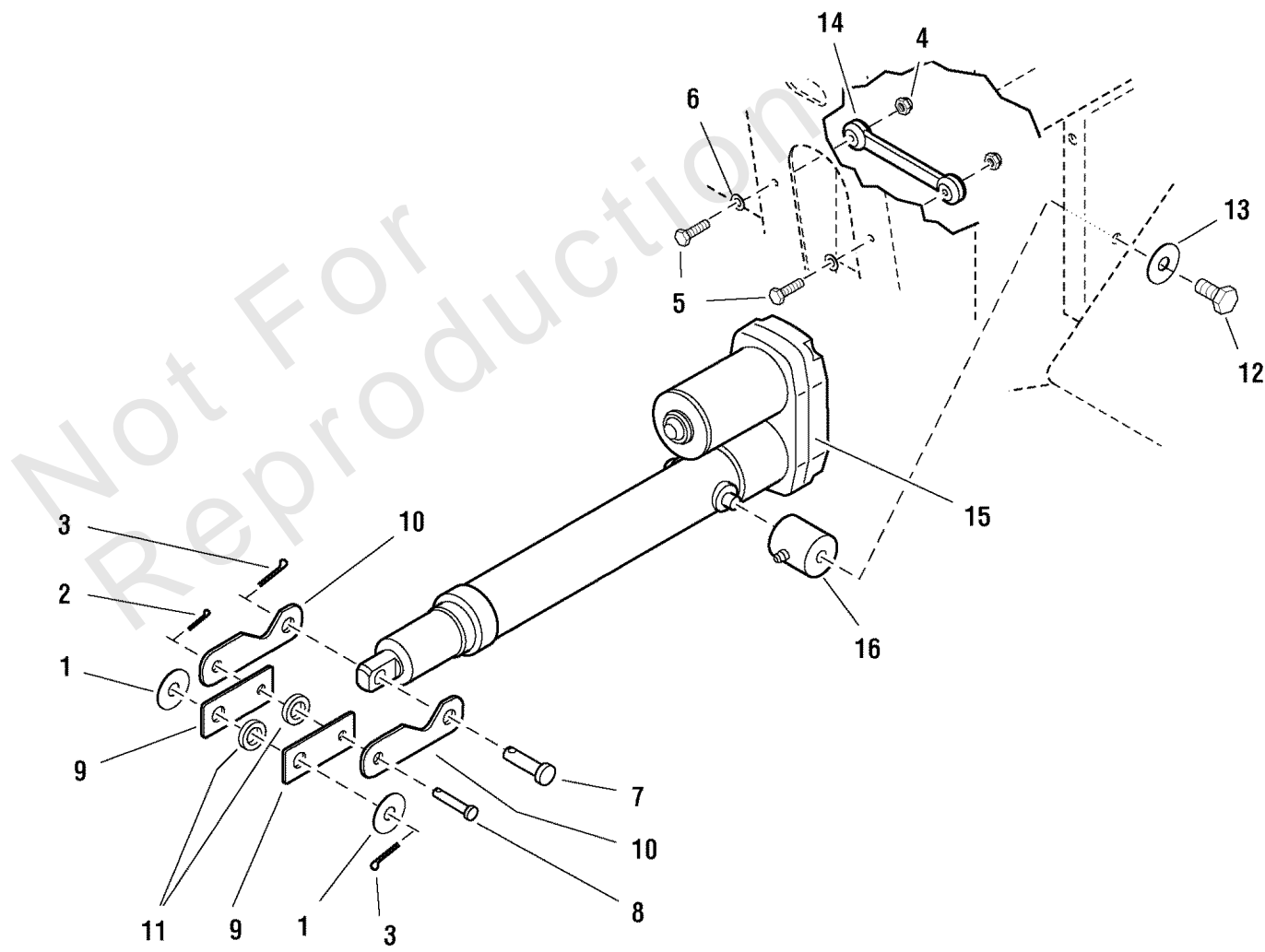
<b>Model Components</b>	<b>Page</b>
Actuator Group. ....	4
Battery Compartment Group. ....	6
Decal Group - Brand, Safety and Operation. ....	8
Electrical Group. ....	10
Electrical Schematic - Charging Circuit (S/N: 2000702488 & Above). ....	12
Electrical Schematic - Cranking Circuit (S/N: 2000702488 & Above). ....	14
Electrical Schematic - Ignition Grounding Circuit/Operator Presence (S/N: 2000702488 & Above). ....	16
Electrical Schematic - PTO Clutch Circuit (S/N: 2000702488 & Above). ....	18
Engine & PTO Group - Kawasaki FS Series. ....	20
Engine Service Parts - Kawasaki (FS481V - FS730V). ....	22
Evap Canister Group - S/N : 2016816349 & Below. ....	24
EVAP Group - S/N : 2016816350 & Above. ....	26
Fuel Tank & Mount Group. ....	28
Hydraulic Components Service Group. ....	30
Hydraulic Group. ....	32
Instrument Panel Group. ....	34
Motion Control Group - Engine Deck. ....	36
Motion Control Group - Trailer. ....	38
Operator Presence Group. ....	40
Parking Brake Group. ....	42
Pump Drive Group. ....	46
Seat & Mount Group. ....	50
Seat Replacement Parts. ....	52
Steering & Suspension Group. ....	54
Wheel & Tire Group. ....	56
Torque Specification Chart. ....	58

# Actuator Group

Note: Unless noted otherwise, use the standard torque specifications

Mfg. No: 5900533

5300544



## Actuator Group

REF NO	PART NO	QTY	DESCRIPTION
1	5025281	2	WASHER, 5/8" SAE
2	80002736	1	PIN, 3/32 X 0.750, COT, ZINC/CLEAR
3	5025203X10	2	PIN, COTTER, 1/8 X 1-1/4
4	5025391	2	NUT, 1/4-20 HEX NYLOCK FLANGE
5	5025010X10	2	BOLT, 1/4-20 X 1-1/4", GD5
6	5025154	2	WASHER, 1/4 SAE
7	5025232X10	1	PIN, CLEVIS, 1/2" X 1-1/4
8	5025214X9	1	PIN, CLEVIS, 3/8" X 1-1/8
9	5044618	2	LINK, ACTUATOR
10	5043677	2	LINK, ACTUATOR LOWER
11	5041477	2	SPACER, .63 X 1.06 X .23
12	5025013X8	2	BOLT, 3/8-16 X 1" GD5 CZ
13	5025171	2	WASHER, 3/8" SPLIT LOCK
14	5020959	1	6" RUBBER STRAP
15	5100713	1	ELECTRIC ACTUATOR ASM.
16	5044082	2	MOUNT, ACTUATOR ASSEMBLY

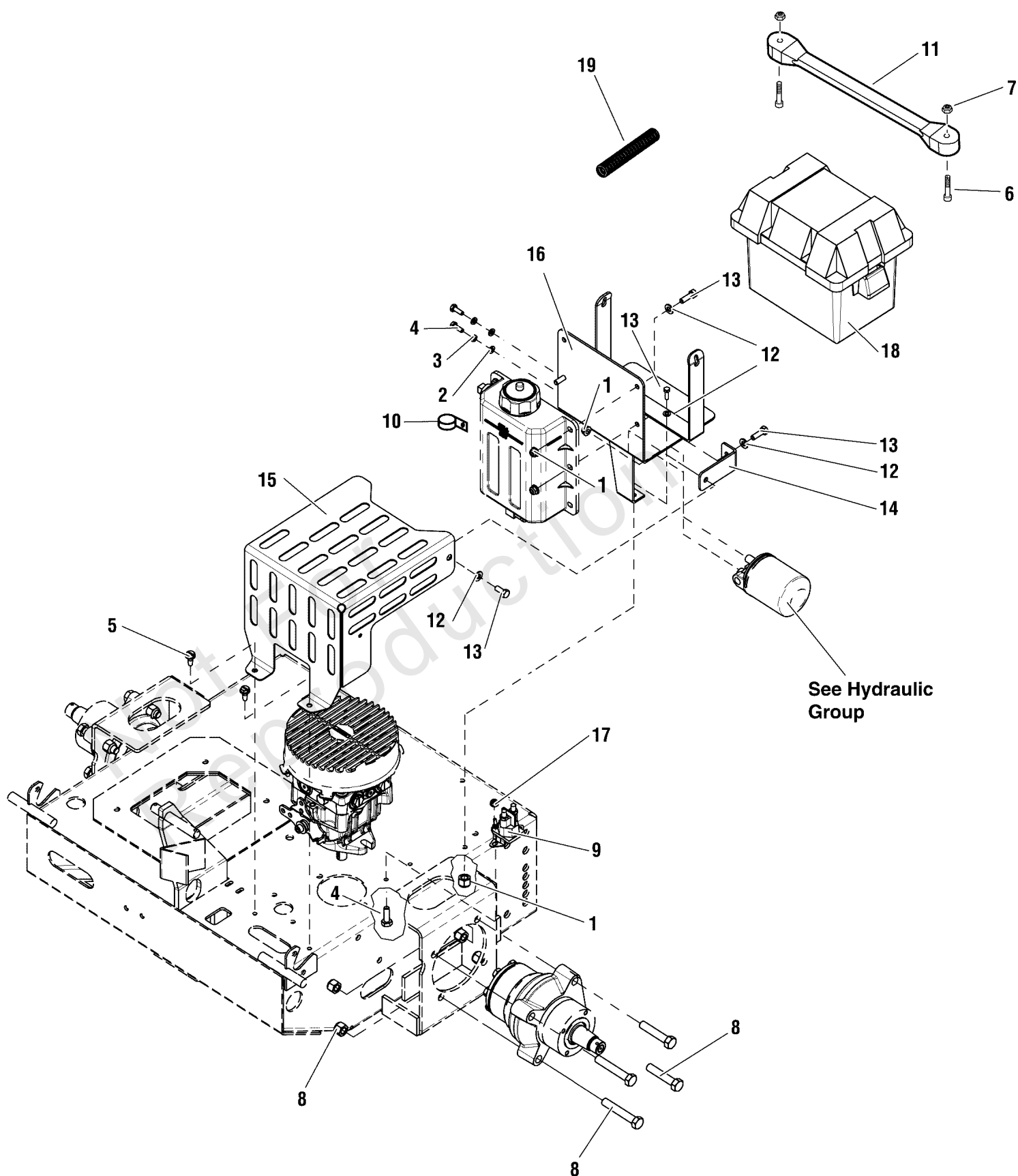
Not For Reproduction

# Battery Compartment Group

Note: Unless noted otherwise, use the standard torque specifications

Mfg. No: 5900533

5300820



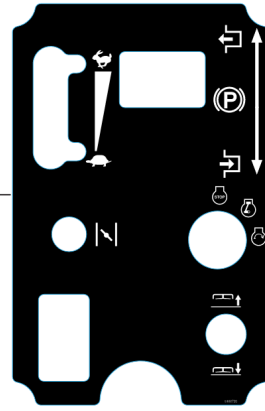
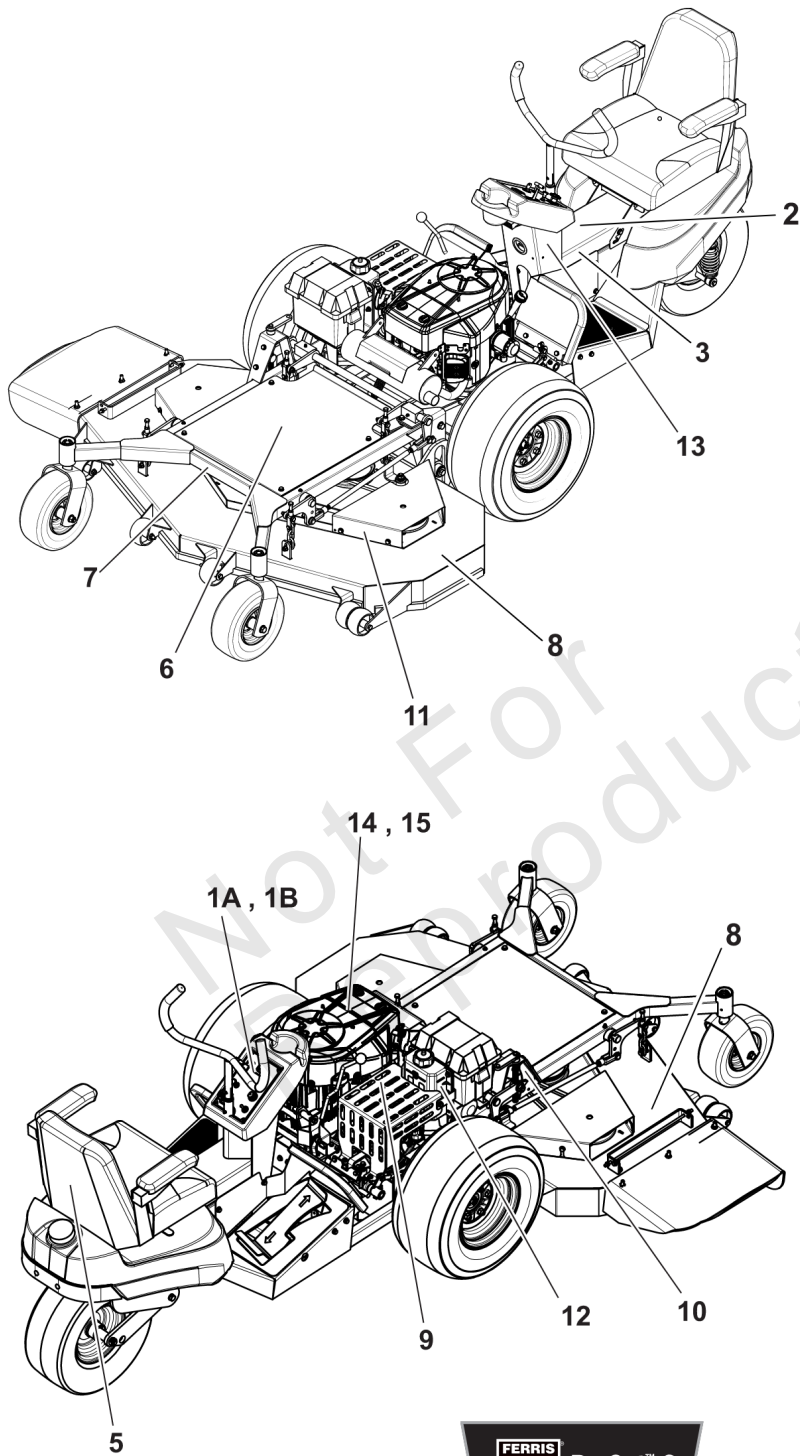
## Battery Compartment Group

REF NO	PART NO	QTY	DESCRIPTION
1	5025392	7	NUT, 5/16-18 HEX NYLOCK FLANGE
2	5025154	2	WASHER, 1/4 SAE
3	5025169	2	WASHER, 1/4 LOCK
4	5025010X6	4	BOLT, 1/4-20 X 3/4" GD5 YZ
5	5025059X6	2	BOLT, 5/16-18 X 3/4", SELF-TAPPING
6	5025270	2	SCREW, #10-24 X 1 RS, CZ
7	5025271	2	NUT, #10-24 HEX NYLON LOCK
8	-----	-	Refer to Hydraulic Components Service Group
9	1724815	1	SOLENOID-4 POLE 12 VOLT DC (TROMBETTA)
10	5023173	1	CLAMP, HOSE, 1.000 DIA
11	5021670	1	STRAP, RUBBER
12	5025155	4	WASHER, 5/16" SAE
13	5025011X8	7	BOLT, 5/16-18 X 1" GD5 YZ
14	5402505B	1	BRACKET, MUFFLER - RED
15	5402398B	1	PLATE, PUMP COVER - RED
16	5401852B	1	WELD, BATTERY BOX & RES. MOUNT - RED
17	5025391	2	NUT, 1/4-20 HEX NYLOCK FLANGE
18	5100688	1	BATTERY BOX, W/ DRAIN HOLE
19	5050833X10	1	WIRE LOOM, 1/2 ID X 10 IN -(Installed on positive battery cable that runs from battery to starter)

# Decal Group - Brand, Safety and Operation

Note: Unless noted otherwise, use the standard torque specifications

Mfg. No: 5900533



**WARNING**

Avoid serious injury or death

- Read operator's manual before using this product.
- Do NOT operate this machine unless you are trained.
- Know the location and function of all controls.
- Keep safety devices (guards, shields, switches, etc.) in place and working. Wear eye and ear protection.
- Remove objects that could be thrown by the blade.
- Be sure blades and engine are stopped before placing hands or feet near blades.
- When leaving machine, shut off, remove key and set parking brake.

**DANGER**

**Amputation hazard**  
Rotating blades cut off arms and legs.

- Stop the mower when children or others are near. Keep bystanders away.
- Do not carry riders (especially children) even with the blades off. They may fall off or return for another ride when you are not expecting it.
- Look down and behind before and while backing.

**Loss of control and roll-over hazard.**  
Operating on slopes can be hazardous and cause loss of control and roll-overs.

- Avoid sudden turns or rapid speed changes.
- Reduce speed and use extreme caution on slopes.
- Go up and down slopes, NOT across.
- Do not operate on slopes over 10 degrees.
- If machine stops while going uphill, stop the blades and back down slowly.

**Water, retaining walls and drop-off hazards**  
Wheels dropping over edges may result in serious injury, death or drowning.

- Do NOT operate near water, retaining walls or drop-offs.
- Give yourself a minimum of two mower widths of clearance around these hazards.

5300547  
5300821

**WARNING**

**Fire Hazard**  
Gasoline is flammable. Debris is combustible.

- Allow engine to cool for at least 3 minutes before refueling.
- Keep unit cleaned of debris.

This equipment may create sparks that can start fires around dry vegetation. A spark arrester may be required. Contact local fire agencies for regulations relating to fire prevention requirements.

The operator's manual is available in Spanish.  
La manual del operador está disponible en Español.



**DANGER**

**Amputation and thrown objects hazard**

- Keep hands and feet away from deck.
- Do not operate mower unless discharge chute or entire grass catcher is in its proper place.

Ignition System (Gasoline Models)  
This spark ignition system complies with Canadian standard ICES-002.

**FERRIS ProCut S**

POWERED BY  
**BRIGGS & STRATTON**  
EXTENDED LIFE SERIES

725cc **26.0**  
gross HP at 3600 RPM

Advanced Energy Management System with Variable Valve Timing  
Chrome Rings and Valves and a Super-Resistant Crankshaft Sealing

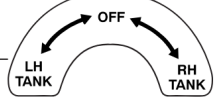
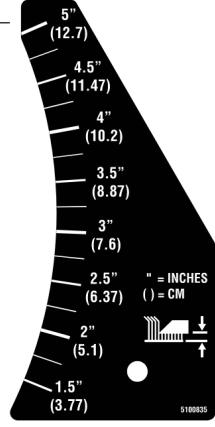
POWERED BY  
**BRIGGS & STRATTON**  
COMMERCIAL POWER

61"

**HYDRAULIC OIL RESERVOIR**

USE EITHER:  
**MOBIL 1<sup>®</sup> 15W-50 OIL**  
- OR -  
**CASTROL SYNTEC<sup>™</sup> 5W-50 OIL**

DO NOT USE CONVENTIONAL OILS!





## Decal Group - Brand, Safety and Operation

REF NO	PART NO	QTY	DESCRIPTION
1A	5103599	1	DECAL, DASH, TWR -(S/N: 2012617339 & ABOVE)
1B	5100720	1	DECAL, CONTROL PANEL - TWR -(S/N: 2012617338 & BELOW)
2	84008380	1	DECAL
3	5103666	1	DECAL, FIRE HAZARD, 6.75W X 1.75H
4	5103619	1	DECAL, MANUAL AVAIL IN SPANISH
5	5022297	1	DECAL, FERRIS LOGO, 9-3/8 -(S/N: 2014620642 & Below)
6	5104767FS	1	DECAL, BRAND
7	5104763FS	1	DECAL, MODEL -(P/N: 5100851 on older
8	84007896	2	DECAL, Danger, Cut Hand/Foot
9	5101990	1	DECAL, CZT HYDRO RELEASE
10	5100835	1	DECAL, CUT HEIGHT, TWR
11	5022813	1	DECAL, 61"
12	5048454	1	DECAL, OIL RESERVOIR
13	5022402	1	DECAL, FUEL VALVE
14	279570	1	DECAL, PROCUT S -(Briggs & Stratton Professional Series )
15	-----	1	NO LONGER AVAILABLE - LABEL, BRIGGS & STRATTON LOGO

# Electrical Group

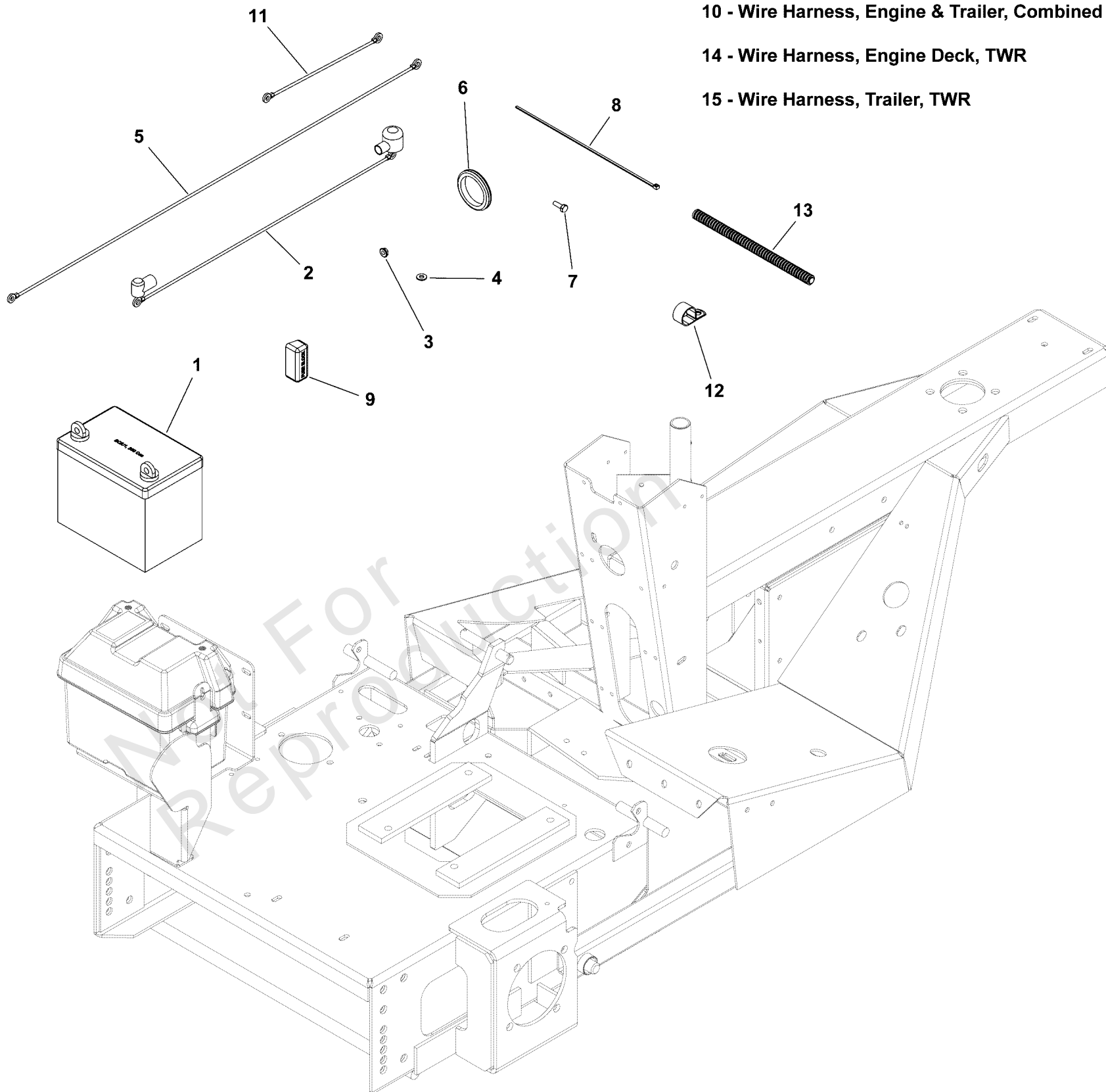
Note: Unless noted otherwise, use the standard torque specifications

Mfg. No: 5900533

10 - Wire Harness, Engine & Trailer, Combined

14 - Wire Harness, Engine Deck, TWR

15 - Wire Harness, Trailer, TWR



## Electrical Group

REF NO	PART NO	QTY	DESCRIPTION
1	-----	1	BATTERY, 11U1L, 350 CCA
2	5021405	1	BATTERY CABLE, POS, 22, 1/4-5/16
3	5025126	3	NUT, 1/4-20 HEX SERR. FLANGE
4	5025154	2	WASHER, 1/4 SAE
5	5045894	1	BATTERY CABLE, NEG, 35, 1/4-5/16
6	5100716	1	GROMMET, 2" ID
7	5025010X6	2	BOLT, 1/4"-20 X 3/4" GD5 YZ
8	5021029	7	TIE, SELF-LOCKING, 12"
9	5022805	1	COVER, VINYL, FUSE BLOCK
10	5401985	1	WIRE HARNESS 3-WHEEL RIDER -(S/N: 2000702487 and Below)
11	5044014	1	BATTERY CABLE, NEGATIVE, 10 -(S/N: 2000702487 and Below)
12	5023173	1	CLAMP, VINYL INSULATED, 1.00
13	5050927X10	2	WIRE LOOM, 3/8 ID X 10 IN
14	5402818	1	WIRE HARNESS ENGINE DECK TWR -(S/N: 2000702488 and Above)
15	5402819	1	WIRE HARNESS TRAILER TWR -(S/N: 2000702488 and Above)

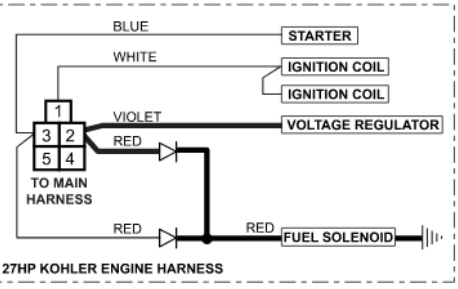
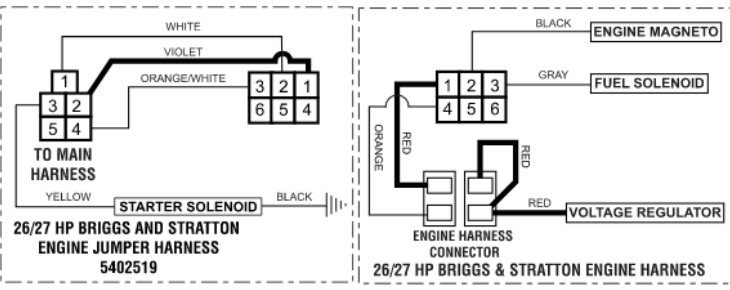
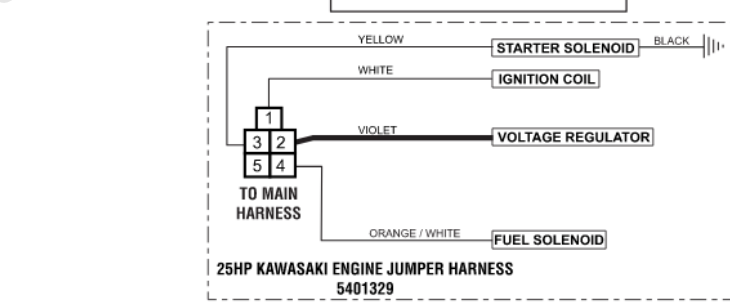
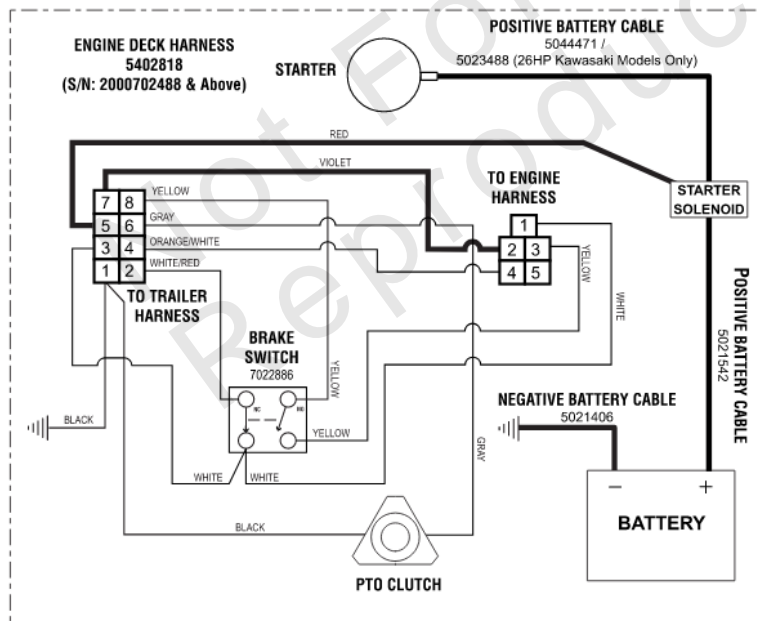
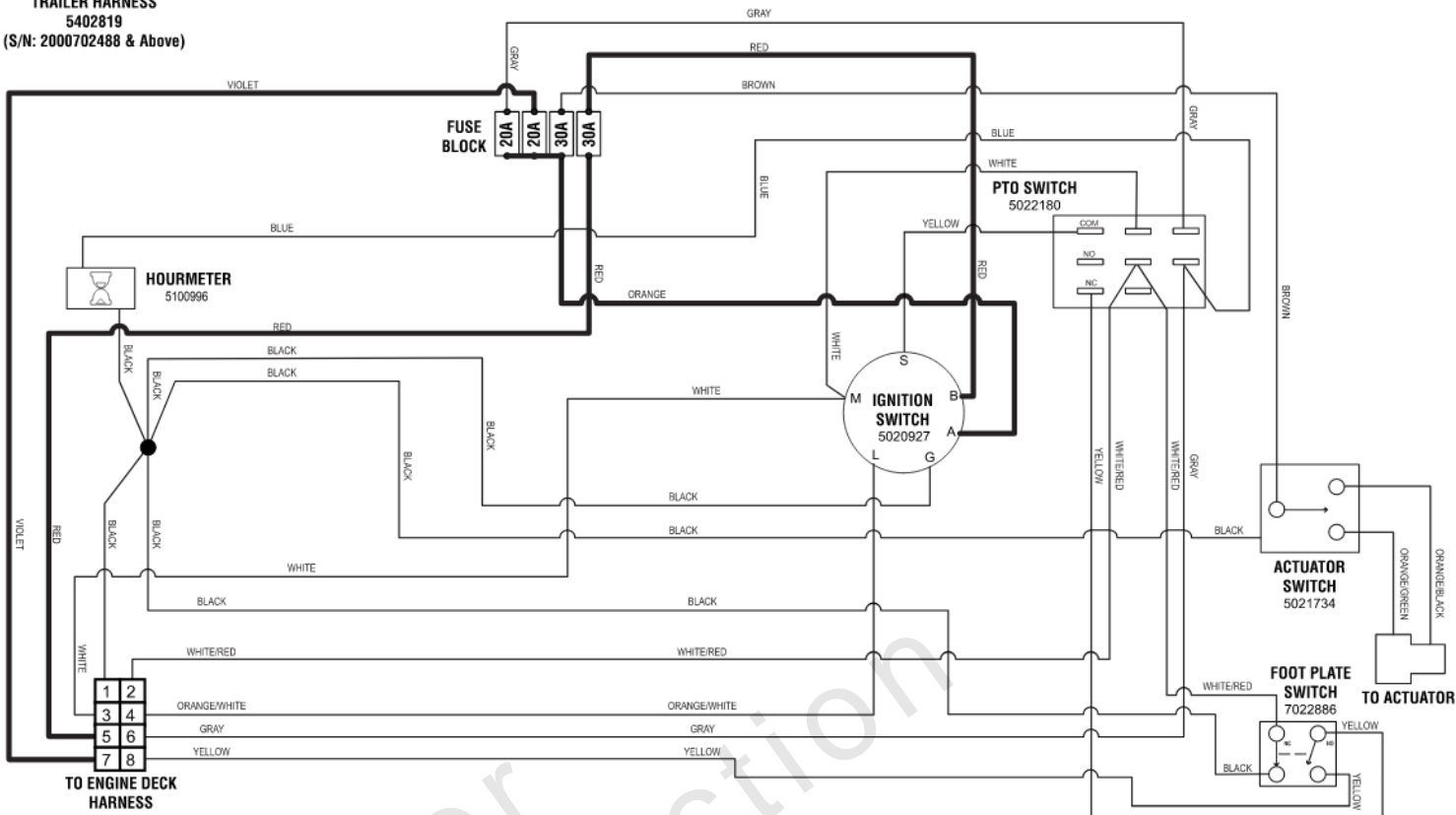
# Electrical Schematic - Charging Circuit (S/N: 2000702488 & Above)

Note: Unless noted otherwise, use the standard torque specifications

Mfg. No: 5900533

5402819C

**TRAILER HARNESS**  
5402819  
(S/N: 2000702488 & Above)



*Electrical Schematic - Charging Circuit (S/N: 2000702488 & Above)*

---

REF NO	PART NO	QTY	DESCRIPTION
--------	---------	-----	-------------

---

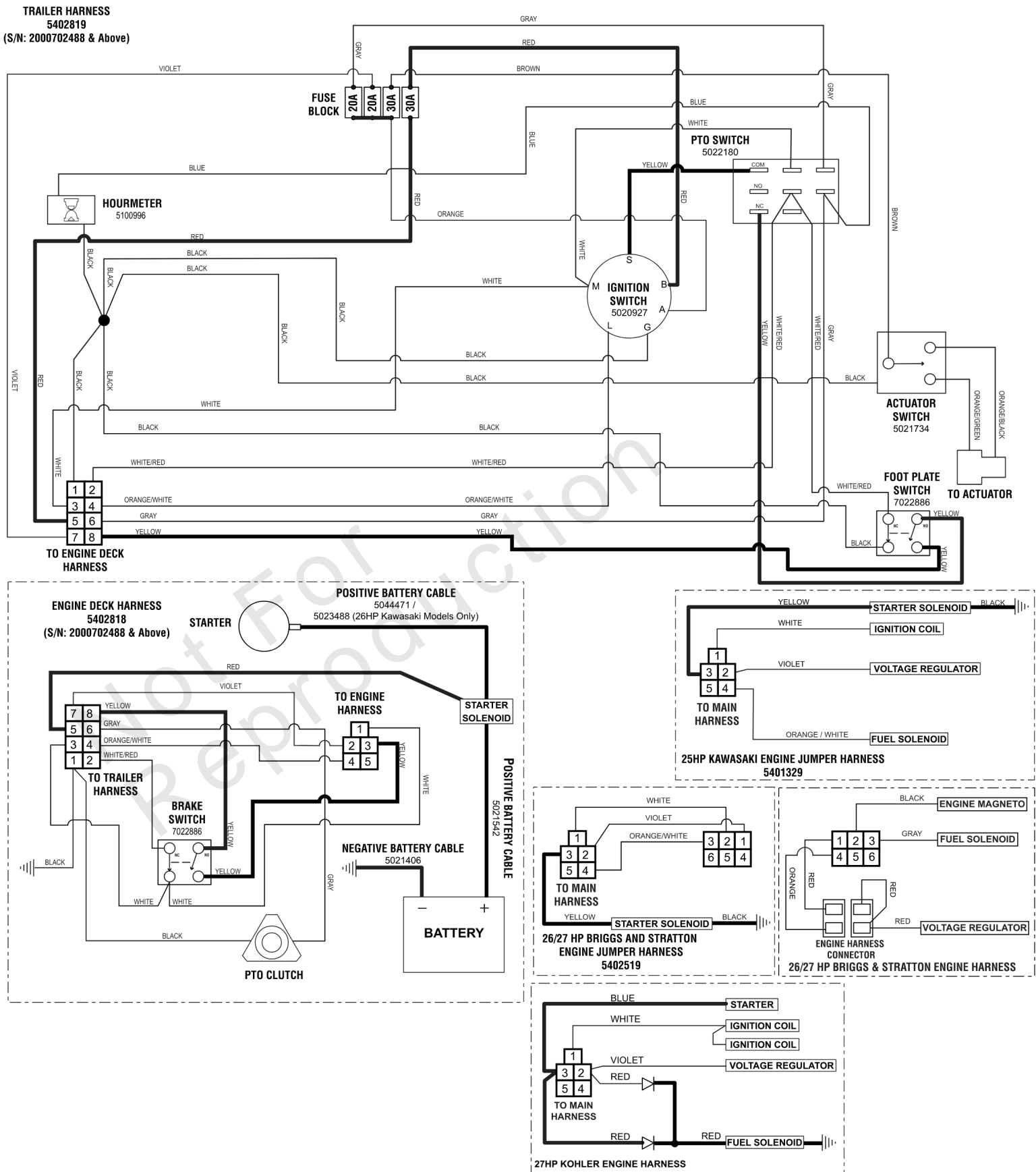
Not For Reproduction

# Electrical Schematic - Cranking Circuit (S/N: 2000702488 & Above)

Note: Unless noted otherwise, use the standard torque specifications

Mfg. No: 5900533

5402819R



**Electrical Schematic - Cranking Circuit (S/N: 2000702488 & Above)**

---

REF NO	PART NO	QTY	DESCRIPTION
--------	---------	-----	-------------

---

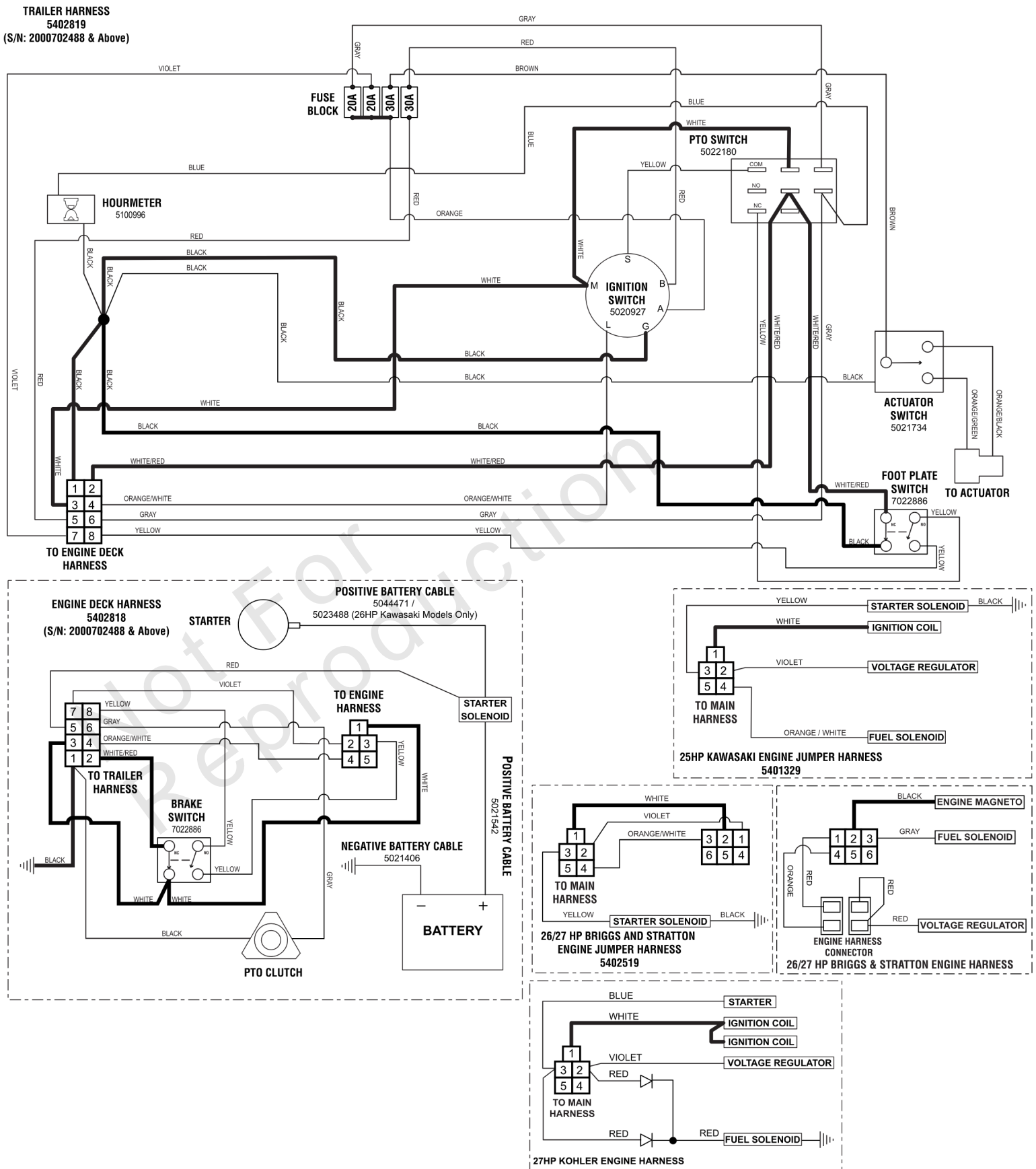
Not For Reproduction

# Electrical Schematic - Ignition Grounding Circuit/Operator Presence (S/N: 2000702488 &

Note: Unless noted otherwise, use the standard torque specifications

Mfg. No: 5900533

54028191





**Electrical Schematic - Ignition Grounding Circuit/Operator Presence (S/N: 2000702488 &**

---

REF NO	PART NO	QTY	DESCRIPTION
--------	---------	-----	-------------

---

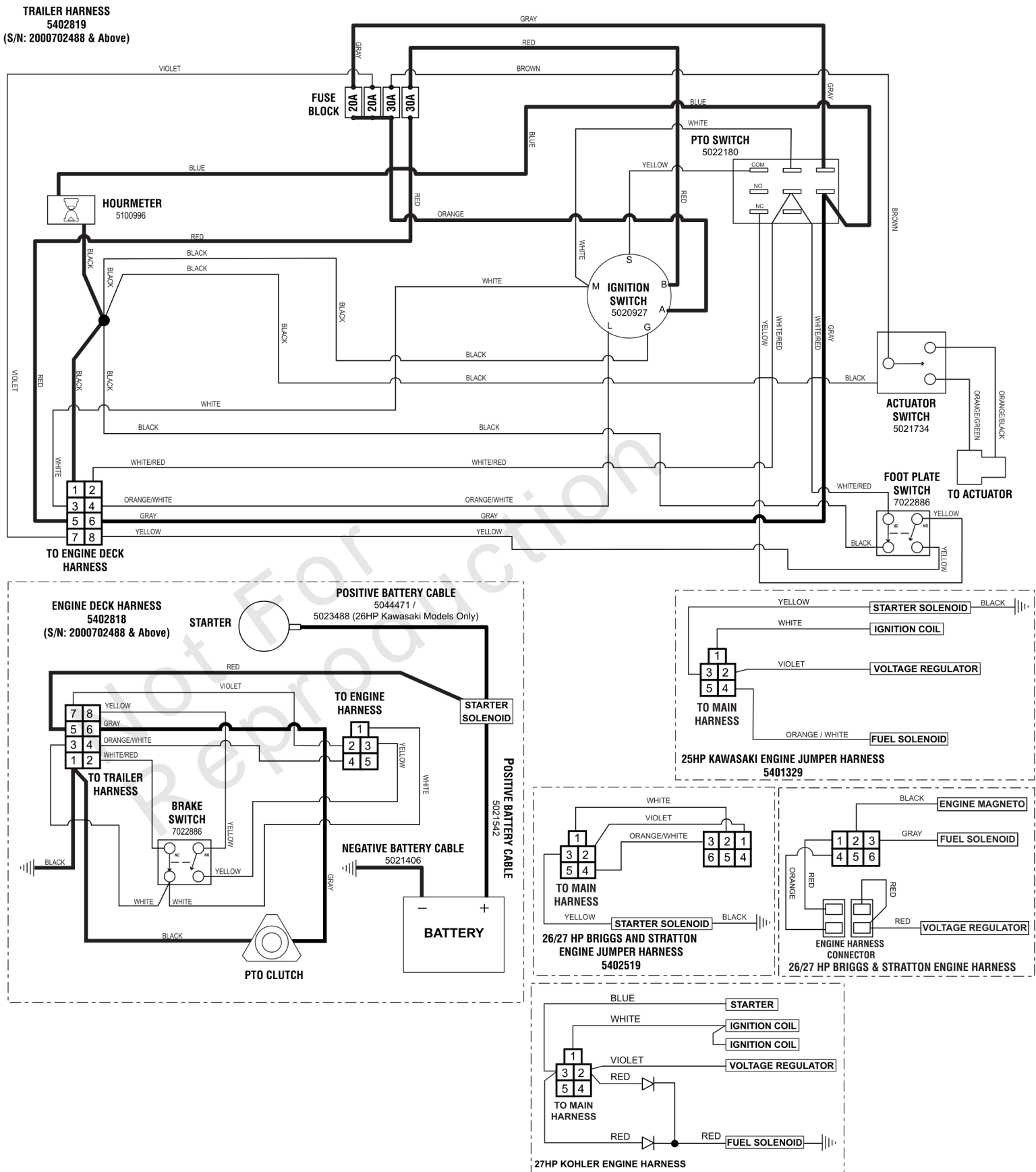
Not For Reproduction

# Electrical Schematic - PTO Clutch Circuit (S/N: 2000702488 & Above)

Note: Unless noted otherwise, use the standard torque specifications

Mfg. No: 5900533

5402819P



*Electrical Schematic - PTO Clutch Circuit (S/N: 2000702488 & Above)*

---

REF NO	PART NO	QTY	DESCRIPTION
--------	---------	-----	-------------

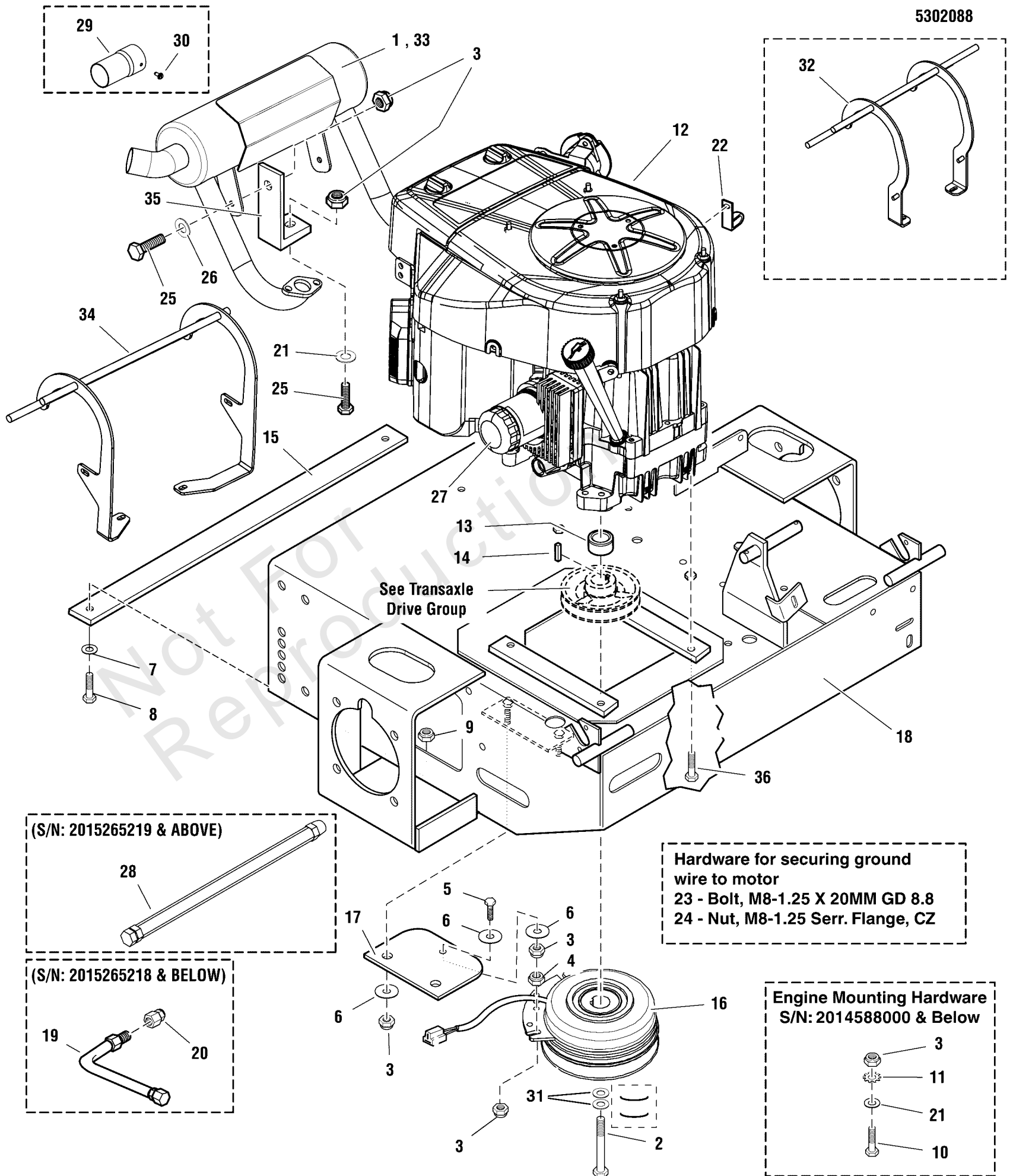
---

Not For Reproduction

# Engine & PTO Group - Kawasaki FS Series

Note: Unless noted otherwise, use the standard torque specifications

Mfg. No: 5900533



## Engine & PTO Group - Kawasaki FS Series

REF NO	PART NO	QTY	DESCRIPTION
1	-----	1	REPLACE WITH 5104163FS & 5412564AAFS -(S/N: 2016879056 & Below)
2	5102865	1	BOLT, CRANKSHAFT, 7/16 X 2-3/4, PATCH, CZ -(Refer to Note: *)
3	5025392	2	NUT, 5/16-18 HEX NYLOCK FLANGE -(Qty: 6 - S/N: 2014588000 & Below)
4	5025139	1	NUT, 5/16-18 HEX SERRATED FLANGE (LARGE)
5	5025055X18	1	BOLT, 5/16-18 X 2-1/4 TFL, GD5 YZ
6	5044617	4	WASHER, .34 X 1.25 X 10 GA
7	5025440	2	WASHER, 1/2" GD9 YZ
8	5025018X10	2	BOLT, 1/2-20 X 1-1/4" GD5 CZ
9	5025098	2	NUT, Hex, Nylon Lock, 1/2-20
10	5025532	4	BOLT,HEX FLG,SER GD5 3/8-16X1-1/4PACH CZ -(S/N: 2014588000 & Below)
11	5025188	4	WASHER, 5/16" Internal Tooth Lock -(S/N: 2014588000 & Below)
12	-----	1	ENGINE, KAWASAKI
13	5100926	1	SPACER, 1.13 X 1.75 X 1.35, CZ
14	5050407X10	1	KEY, 1/4" SQ. X 1.25
15	5401865B	1	TIE BAR - RED
16	5105090	1	* CLUTCH, 5218-134, WARNER
17	5043636	1	CLUTCH ANCHOR PAD
18	5403916B	1	WELD, ENGINE DECK, TWR - RED
19	5048681	1	HOSE-OIL DRAIN
20	5022234	1	ADAPTER, OIL DRAIN
21	5025155	2	WASHER, 5/16" SAE -(Qty: 6 - S/N: 2014588000 & Below)
22	5021500	1	CLAMP, VINYL INSULATED -(Mounts to engine)
23	5025249	1	BOLT, M8-1.25 X 20MM GD8.8
24	5025355	1	NUT, M8-1.25 SERR. FLANGE, CZ
25	5025011X8	2	BOLT, 5/16-18 X 1"
26	5025292	2	WASHER, 5/16 GD9 FLAT
27	5102278X1	1	OIL FILTER (SV) -(Not Shown)
28	5103346	1	HOSE ASSEMBLY (17.5) ST END
29	5104348	1	EXTENSION, TAILPIPE, 3" - BLACK
30	5025470	1	SCREW,SELF-TAP,#8-32 X 3/8,WASH HEX, CZ
31	5025585	2	BELLEVILLE WASHER 1.1875 X .442 X .089 -(S/N: 2015745414 & Above)
32	5412532A	1	WELD, MUFFLER GUARD, TWR KAV - BLK -(S/N: 2016803539 - 2016879056)
33	5104163FS	1	MUFFLER -(S/N: 2016879057 & Above)
34	5412564AAFS	1	MUFFLER, GUARD -(S/N: 2016879057 & Above)
35	5407430BFS	2	BRACKET, MUFFLER -(S/N: 2016803538 & Below)
36	5025570	4	BOLT, 3/8-16 X 1-3/4, SF, PLT W/PATCH -(S/N: 2014588001 & Above)

### Footnotes:

\* For models S/N: 2015375705 & Below, when replacing the clutch, the jumper harness (#5403576) is required.  
Note: \*Torque crankshaft bolt to 65 Ft Lbs. (88 Nm).

**Fits Kawasaki Engine Models Numbers:**

**FS481V**

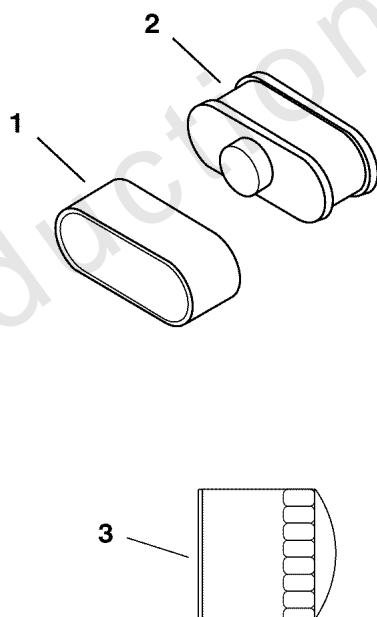
**FS541V**

**FS600V**

**FS651V**

**FS691V**

**FS730V**



## Engine Service Parts - Kawasaki (FS481V - FS730V)

REF NO	PART NO	QTY	DESCRIPTION
1	5102278X2	1	FILTER,AIR,OUTER,KAWA FS481V THRU FS730V (11013-7046) -(SV)
2	5102278X3	1	FILTER,AIR,INNER,KAWA FS481V THRU FS730V (11013-7049) -(SV)
3	5102278X1	1	FILTER,OIL,KAWA FS,FX,FR 603 & 726CC ENG (49065-7007) -(SV)

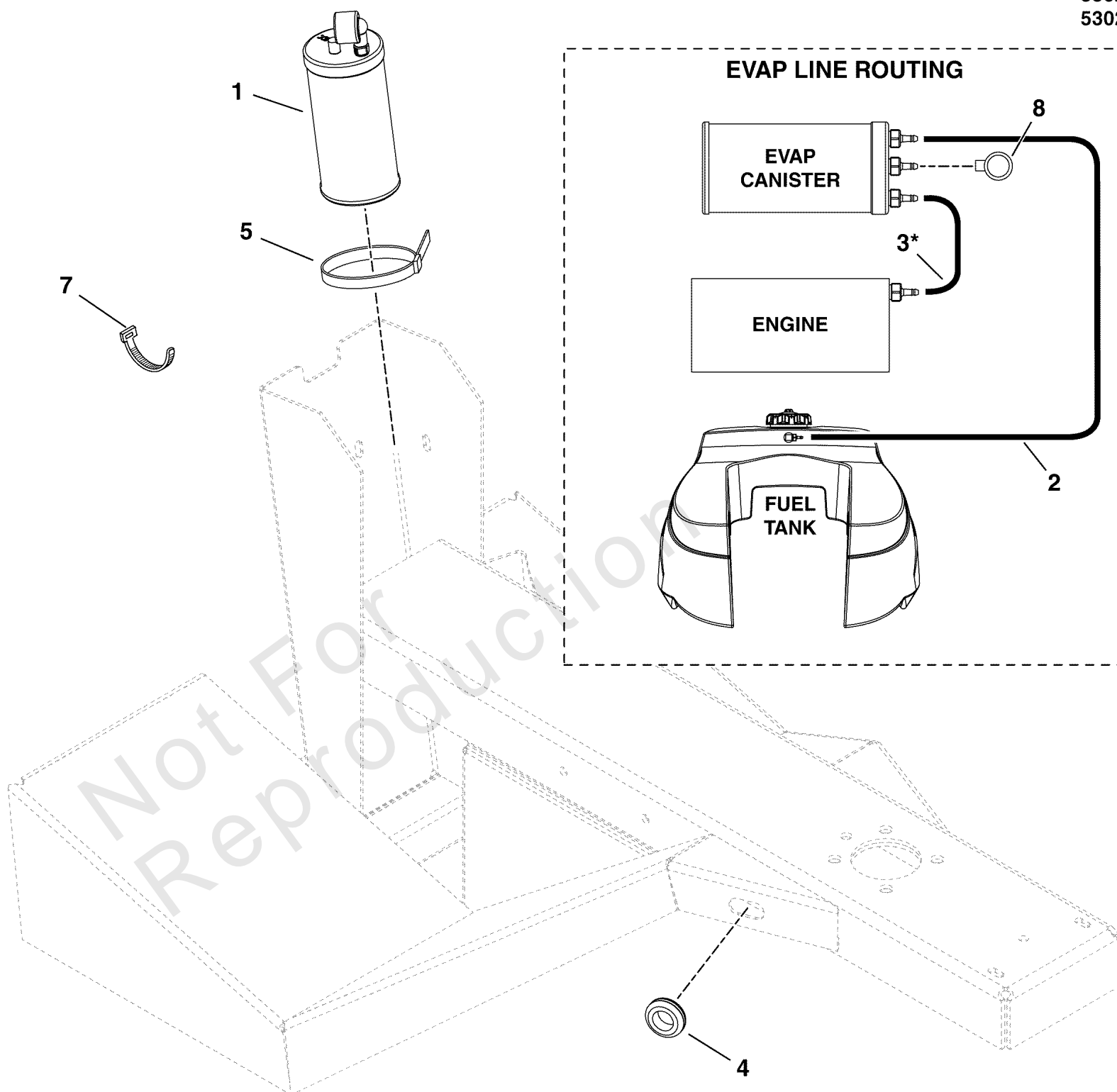
Not For Reproduction

# Evap Canister Group - S/N : 2016816349 & Below

Note: Unless noted otherwise, use the standard torque specifications

Mfg. No: 5900533

5302683  
5302686





## Evap Canister Group - S/N : 2016816349 & Below

REF NO	PART NO	QTY	DESCRIPTION
1	313036	1	CNSTR, CARB, 6 GAL
2	7700552X73P5	1	HOSE, VAPOR, 5MM ID, 73.50 LG
3a	7700552X50P5	1	HOSE, VAPOR, 5MM ID, 50.50 LG -(Kawasaki Models)
3b	7700552X45P5	1	HOSE, VAPOR, 5MM ID, 45.50 LG -(Briggs & Stratton Models)
4	5021379	1	GROMMET, 7/8
5	5101492	1	TIE, SELF-LOCKING, 24"
6	-----	1	DECAL, EPA CERT, ZTRS -(Located on frame near Serial Tag)
7	5021029	4	CABLE TIE, 12
8	1752800	1	DUST FILTER, CANISTER (SV)

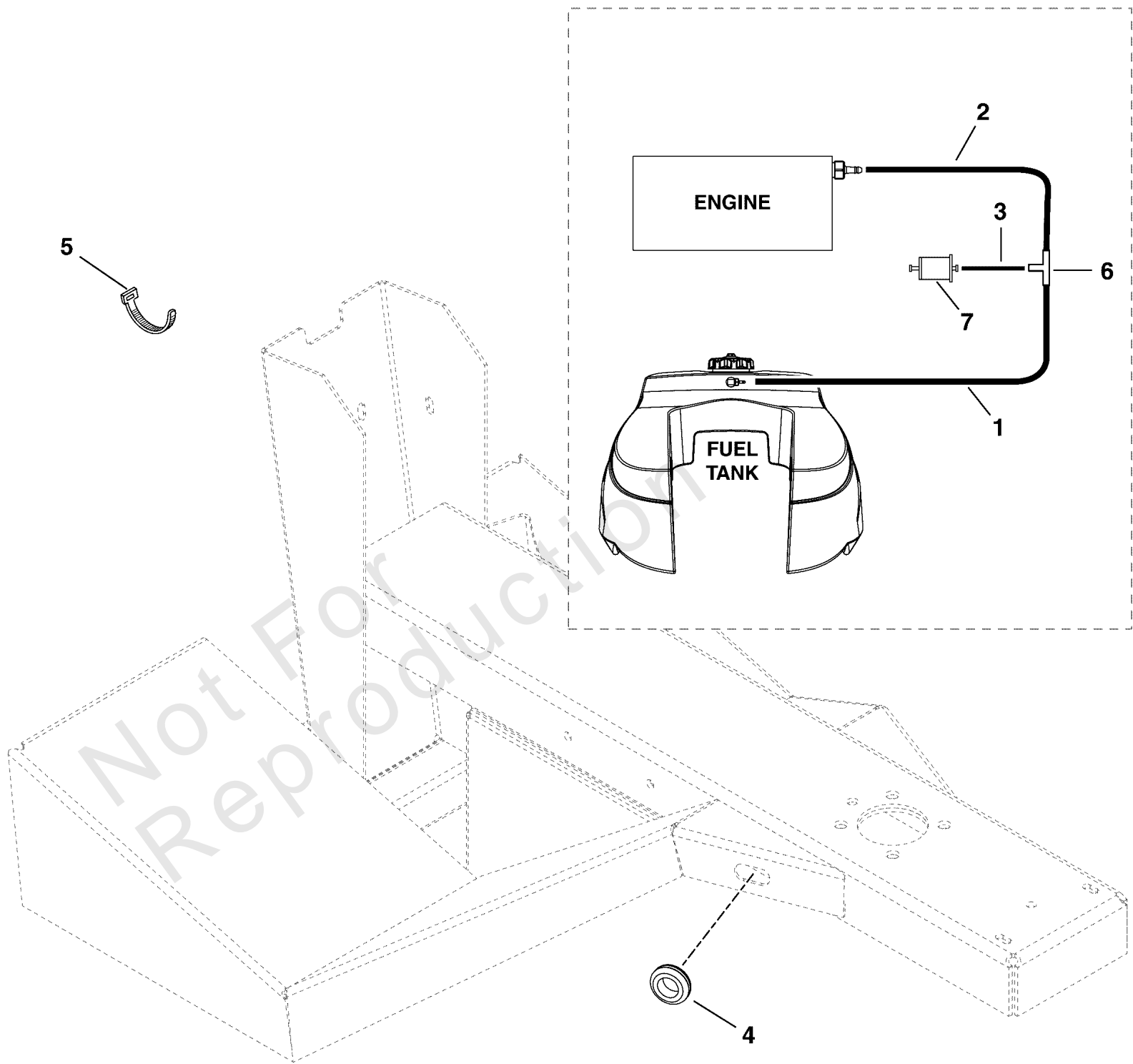
Not For Reproduction

**EVAP Group - S/N : 2016816350 & Above**

Note: Unless noted otherwise, use the standard torque specifications

Mfg. No: 5900533

5303795  
5303796



## EVAP Group - S/N : 2016816350 & Above

REF NO	PART NO	QTY	DESCRIPTION
1a	7700552X91	1	HOSE, VAPOR, 5MM ID, 91.00 LG -(Briggs & Stratton Models)
1b	7700552X74	1	HOSE, VAPOR, 5MM ID, 74.00 LG -(Kawasaki Models)
2a	7700552X7P5	1	HOSE, VAPOR, 5MM ID, 7.50 LG -(Briggs & Stratton Models)
2b	7700552X24	1	HOSE, VAPOR, 5MM ID, 24.00 LG
3a	7700552X2	1	HOSE, VAPOR, 5MM ID, 2.00 LG -(Briggs & Stratton Models)
3b	7700552X14	1	HOSE, VAPOR, 5MM ID, 14.00 LG -(Kawasaki Models)
4	5021379	1	GROMMET, 7/8
5	5021030	4	TIE, SELF-LOCKING, 6" -(QTY:2 on Kawasaki Models)
6	5103062	1	FITTING, 3/16" TEE, BARB TYPE, HDPE
7	80025019	1	FILTER, FUEL

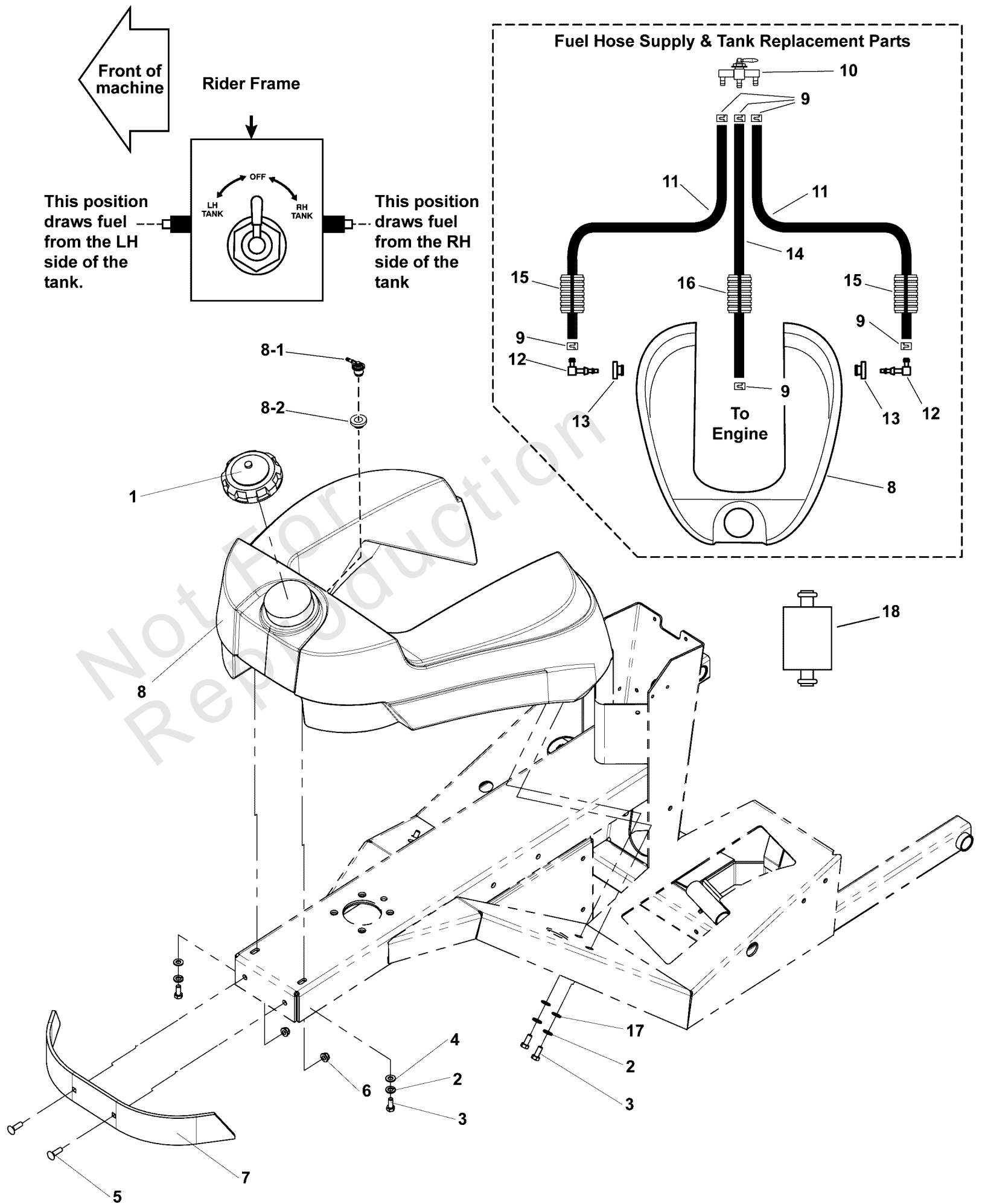
Not For Reproduction

# Fuel Tank & Mount Group

Note: Unless noted otherwise, use the standard torque specifications

Mfg. No: 5900533

5300550



## Fuel Tank & Mount Group

REF NO	PART NO	QTY	DESCRIPTION
1	5101651	1	CAP, GASOLINE, VENTED -(S/N: 2014754381 & Below)
1	5103005	1	CAP, FUEL TANK -(S/N: 2014754382 & Above)
2	5025170	6	WASHER, 5/16 LOCK CZ
3	5025011X6	6	BOLT, 5/16-18 X 3/4 GD5
4	5025155	2	WASHER, 5/16" SAE
5	5025145X8	2	BOLT, 5/16-18 X 1", CARRIAGE
6	5025392	2	NUT, 5/16-18 HEX NYLOCK FLANGE
7	5402393B	1	BAR, BUMPER, TWR - RED
8	5100749	1	TANK, FUEL - TWR -(S/N: 2014754381 & Below)(Includes items #8-1 and #8-2)
8	5103179	1	TANK, FUEL, TWR -(S/N: 2014754382 & Above)(Includes items #8-1 and #8-2)
8-1	80019626	1	ASSY., REMOTE VENT - NO VALVE
8-2	209043	1	GROMMET (SV)
9	93807	6	CLAMP, HOSE, EXTERNAL, 1/2 - RED
10	5023358	1	VALVE, FUEL, STR. OUTLET
11	5050831X42	2	HOSE, FUEL, 1/4 IN, LW PRMTN X 42
12	5023061	2	ELBOW FITTING
13	1726400	2	BUSHING-FUEL TANK RED RUBBER
14	5050831X21	1	HOSE, 1/4" FUEL, 21.00" -(Kawasaki FH Series Models)
14	5050831X28	1	HOSE, 1/4" FUEL, 28.00" -(Briggs & Stratton & Kohler Models)
14	5050831X13	1	HOSE, 1/4" FUEL, 13.00" -(Kawasaki FS Series Models)
15	5050833X39	2	WIRE LOOM, 1/2" ID, 39"
16	5050833X18	1	WIRE LOOM, 1/2" ID, 18" -(Kawasaki FH Series Models)
16	5050833X28	1	WIRE LOOM, 1/2 ID, 28" -(Briggs & Stratton & Kohler Models)
16	5050833X6	1	WIRE HOSE, 1/2" ID, 6" -(Kawasaki FS Series Models)
17	5025337	4	WASHER, 5/16" USS
18	5021178X3	1	FUEL FILTER (SV)

# Hydraulic Components Service Group

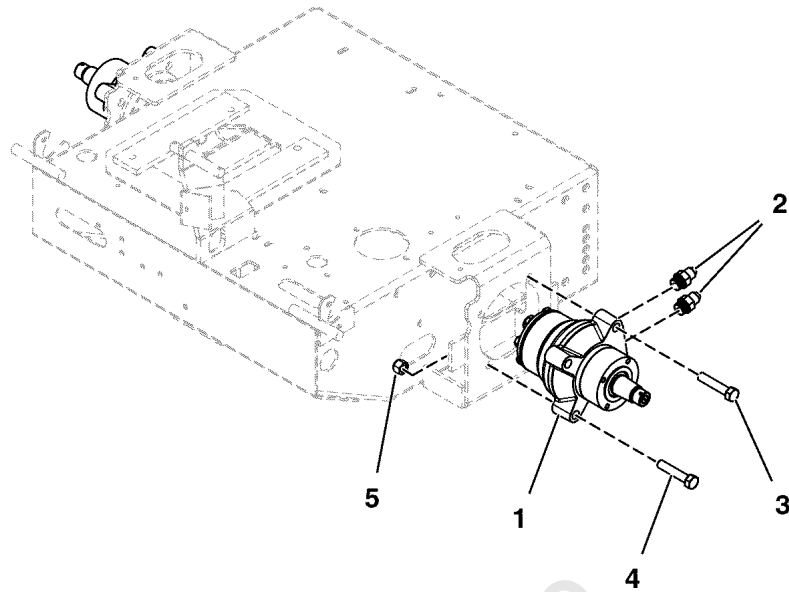
Note: Unless noted otherwise, use the standard torque specifications

Mfg. No: 5900533

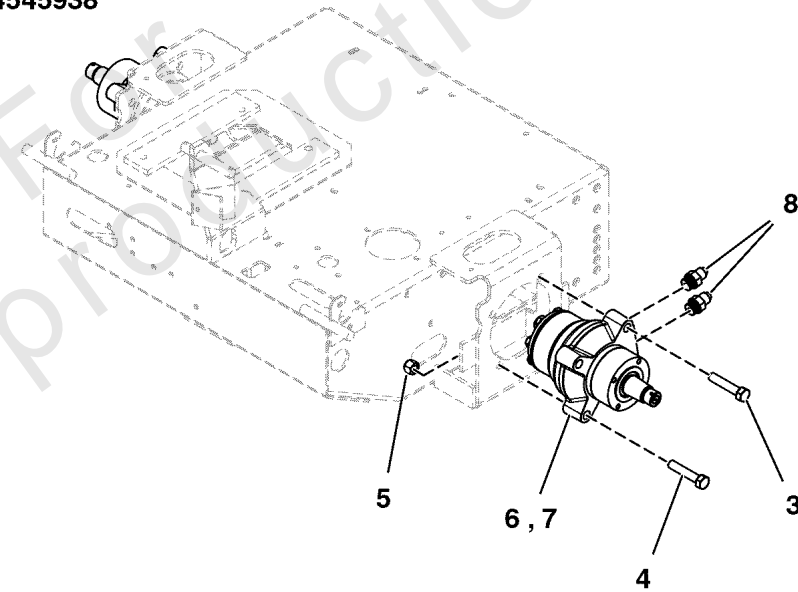
## Hydraulic Components Service Group

5300542A

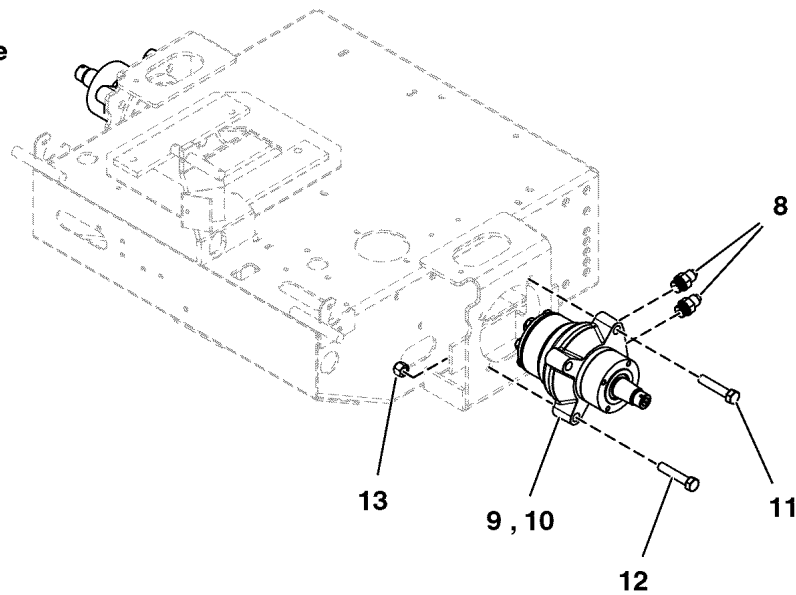
### A S/N: 2013830719 & Below



### B S/N: 2013830720 - 2014545938



### C S/N: 2014545939 & Above

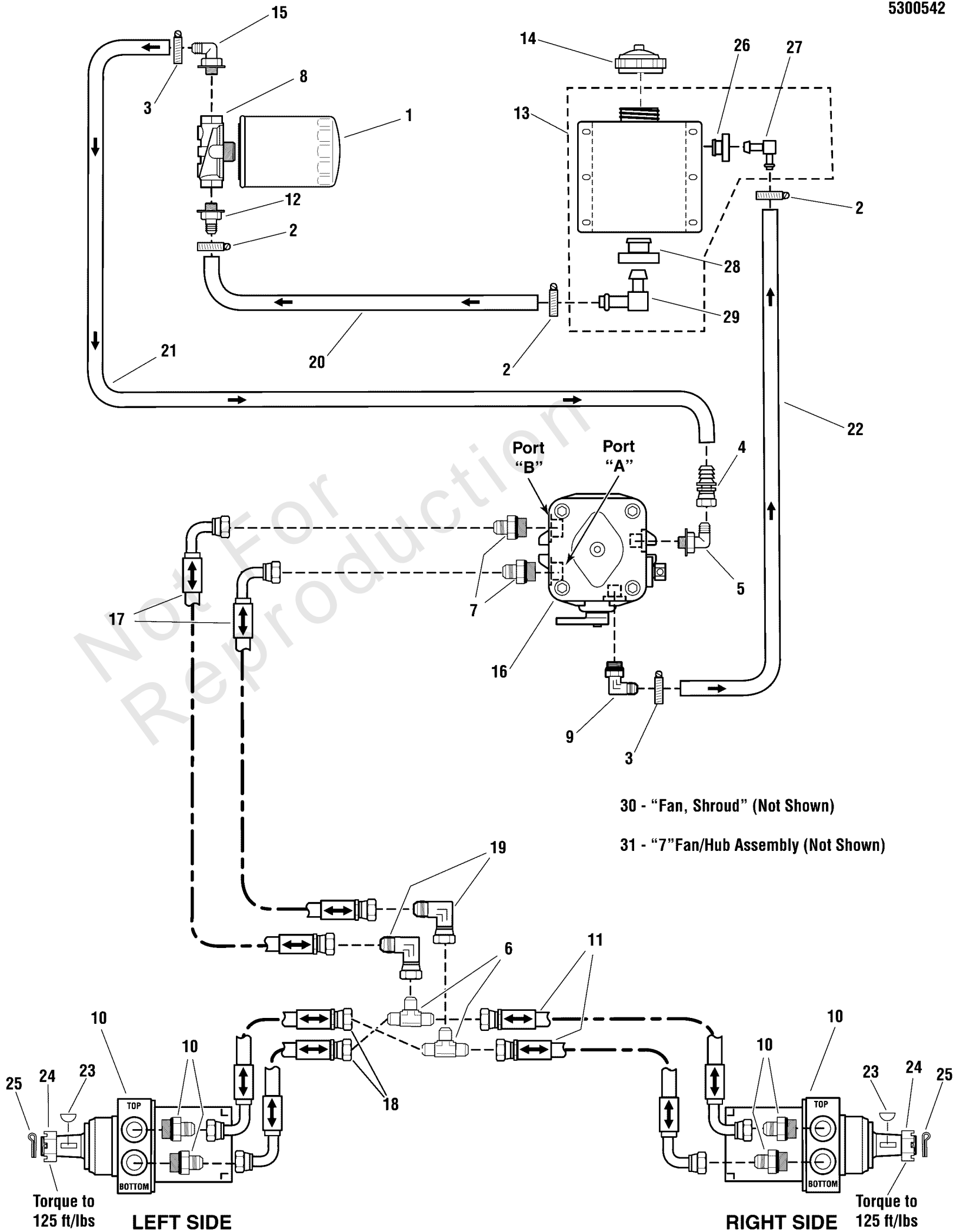


## Hydraulic Components Service Group

REF NO	PART NO	QTY	DESCRIPTION
1	-----	-	No Longer Available. Refer to "B" Service Parts
2	5022633	4	FITTING, #8 O-RING X #8 JIC, STR
3	5025018X20	4	BOLT, 1/2-20 X 2-1/2" GD5 CZ
4	5025018X24	4	BOLT, 1/2-20 X 3 GD8 YZ
5	5025098	8	NUT, Hex, Nylon Lock, 1/2-20
6	-----	1	WHEEL MOTOR, Use #5102814 & #5600578
7	-----	1	WHEEL MOTOR, Use #5102815 & #5600578
8	5022634	4	FITTING, #10 O-RING X #8 JIC, STR
9	5102814	1	WHEEL MOTOR, LH, 11.9 CI SHORT
10	5102815	1	WHEEL MOTOR, RH, 11.9 CI SHORT
11	5025552	4	BOLT, 1/2-13 X 3, DRI-LOC PATCH
12	5025553	4	BOLT, 1/2-13 X 3.5, DRI-LOC PATCH
13	5025330	8	NUT, 1/2-13 SQUARE

Not For Reproduction

5300542





## Hydraulic Group

REF NO	PART NO	QTY	DESCRIPTION
1	1719168	1	FILTER, OIL
2	5021164	3	CLAMP, #10 HOSE, STAINLESS
3	5021392	2	CLAMP, #6 HOSE, STAINLESS
4	5022598	1	FITTING, STR JIC TO HOSE #8
5	5022599	1	FITTING, #8 JIC - #8 O-RING, 90 DEG.
6	5022604	2	FITTING T JIC #8
7	5022633	2	ADAPTER, HYD.
8	5023096	1	FILTER HEAD, HYDRAULIC
9	5023267	1	ADAPTER, 90 DEG, 9/16-3/8 BARB
10	----	-	Refer to Hydraulic Components Service Group
11	5102104	2	HOSE ASSEMBLY, 11.5" 90-STR
12	5100678	1	FITTING, STRAIGHT, HYD #12618
13	5061712	1	TANK, HYDRAULIC, ASSEMBLY -(Includes Ref. Nos 26 - 29)
14	5100017	1	CAP, HYDRAULIC
15	5100370	1	FITTING, 9/16 O-RING-1/2" HOSE, 90 DEG
16	5100642	1	* PUMP, HYDRO-GEAR, BDP-16CC -(Includes Ref. Nos 30 and 31)
17	5102105	2	HOSE ASSEMBLY, 19.63" 90-STR
18	5102095	2	HOSE ASSEMBLY, (25)
19	5100719	2	FITTING, 90 DEG. #8 JIC M - #8 JIC F
20	5050933X3	1	HOSE, 5/8" PUSH-ON, 3.00"
21	5050857X17P5	1	HOSE, 1/2" PUSH-ON, 17.50"
22	5050860X15P5	1	HOSE, 3/8" PUSH-LOCK, 15.50"
23	5022042X2	2	KEY
24	5022042X3	2	NUT, CASTLE
25	5025203X16	2	PIN, COTTER
26	1726400	1	BUSHING-FUEL TANK RED RUBBER
27	5023118	1	FITTING, ELBOW, 3/8"
28	5023121	1	GROMMET
29	5023119	1	FITTING, ELBOW, 5/8"
30	5100162	1	FAN SHROUD
31	5022571X1	1	7" FAN / HUB ASSEMBLY

### Footnotes:

\* Use Kit 5103361 (Seal Kit, PR Pumps) when replacing pump seals.

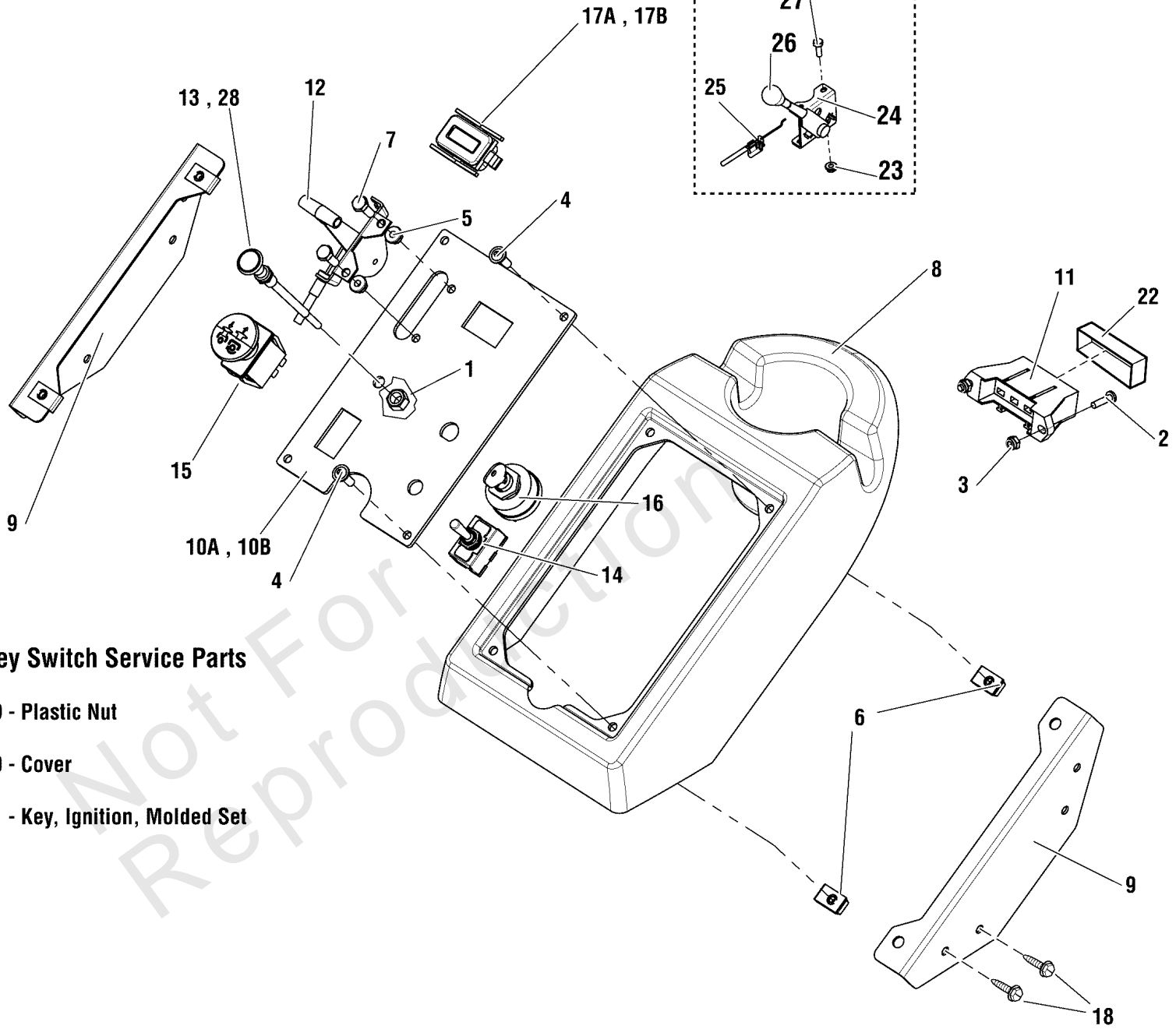
# Instrument Panel Group

Note: Unless noted otherwise, use the standard torque specifications

Mfg. No: 5900533

5300537

All Models - S/N:  
2012617339 & Above



## Key Switch Service Parts

19 - Plastic Nut

20 - Cover

21 - Key, Ignition, Molded Set

## Instrument Panel Group

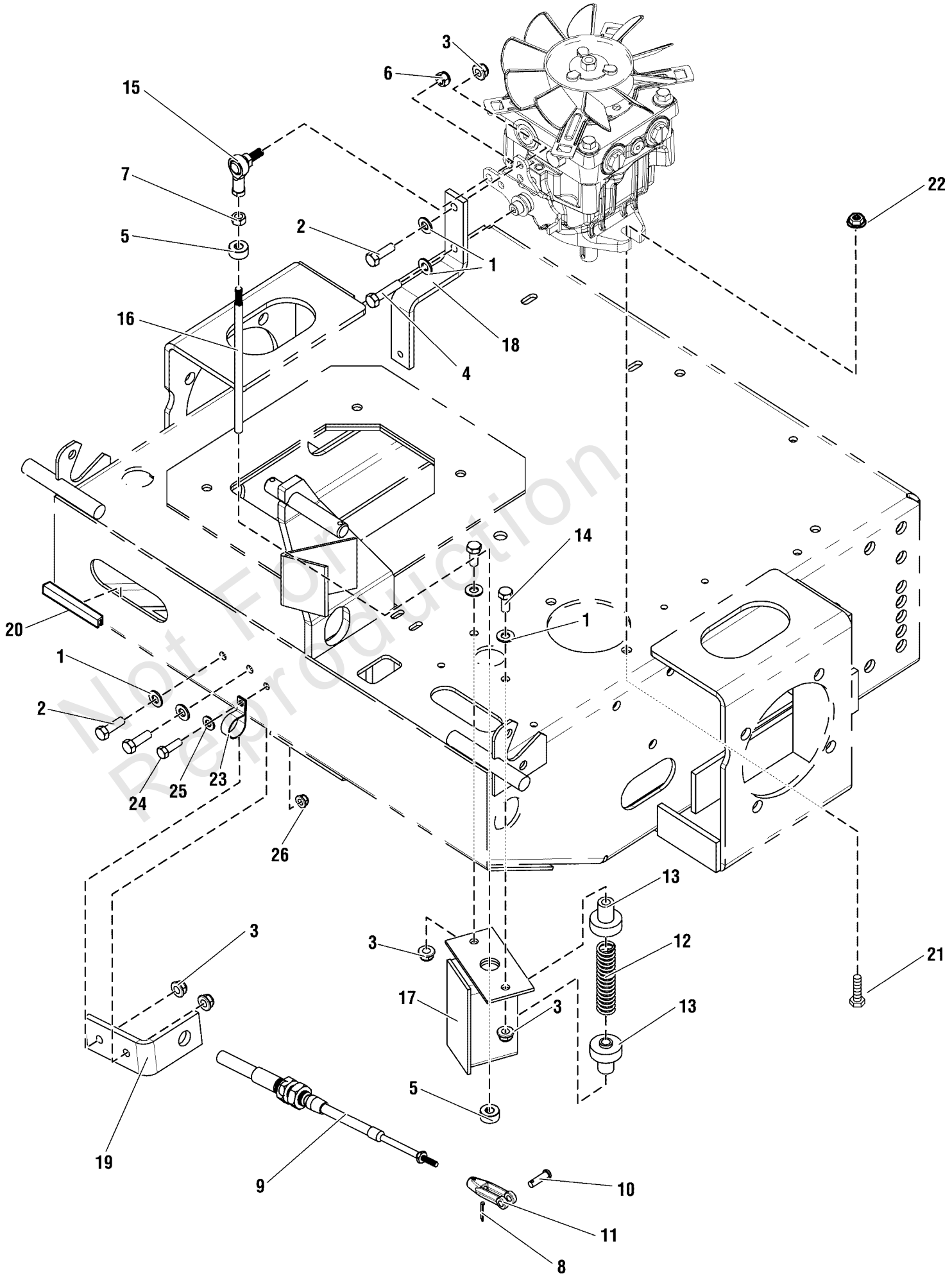
REF NO	PART NO	QTY	DESCRIPTION
1	5025035	1	NUT, 3/8-24 HEX (SV)
2	5025179X6	2	SCREW, #10-24 X 3/4" ROUND PHILLIPS
3	5025271	2	NUT, Hex, Nylon Lock, #10-24
4	5025299X6	4	USE 5106757 - SCREW, 1/4-20X3/4, ZINC
5	5025391	2	NUT, 1/4-20 Hex Nylock Flange
6	5022665	4	BODY CLIP, 1/4-20 X 1/2" DEEP
7	5025010X6	2	BOLT, 1/4"-20 X 3/4" GD5 YZ
8	5100849	1	BEZEL, 3 WHEEL RIDER
9	5402389B	2	PLATE, MOUNT, DASH - RED
10a	5403385B	1	PLATE, DASH, TWR - RED -(S/N: 2012617339 & Above)
10b	5402390B	1	PLATE, DASH, TWR - RED -(S/N: 2012617338 & Below)
11	-----	1	FUSE, BLOCK (SEE ELECTRICAL GROUPS)
12	5021662	1	CABLE, THROTTLE CONTROL, 54"
13	5021663	1	CABLE, Choke Control, 57" -(Kawi Models - S/N: 2014605409 & Below; All Other Models - S/N: All)
14	5021734	1	Switch, Electric Actuator
15	5022180	1	SWITCH, BLADE ENGAGEMENT
16	5020927	1	SWITCH, IGNITION, 6 POST -(Includes Ref. Nos 19 - 21)
17A	84008768	1	HOURMETER -(S/N: 2015551938 & Above)
17B	5102417	1	HOUR METER -(S/N: 2015551937 & Below)
18	5025279X6	4	BOLT, Self-Tapping, 1/4-20 x 3/4
19	5022791	1	PLASTIC NUT -(Not Shown)
20	5022790	1	COVER, PLASTIC, SNAP ON -(Not Shown)
21	5022789	1	KEY, IGNITION MOLDED SET -(Not Shown)
22	5022805	1	COVER, VINYL, FUSE BLOCK
23	5025271	2	NUT, Hex, Nylon Lock, #10-24
24	5101537	1	LEVER, THROTTLE CONTROL, HEAVY-DUTY
25	5101072	1	CABLE, THROTTLE, 52"
26	5046360X1	1	THROTTLE CONTROL HANDLE/KNOB
27	5025179X6	2	SCREW, #10-24 X 3/4" ROUND PHILLIPS
28	5047779	1	CABLE, CHOKE CONTROL, 51" (Z) -(Kawi Models - S/N: 2014605410 & Above)

# Motion Control Group - Engine Deck

Note: Unless noted otherwise, use the standard torque specifications

Mfg. No: 5900533

5300540



## Motion Control Group - Engine Deck

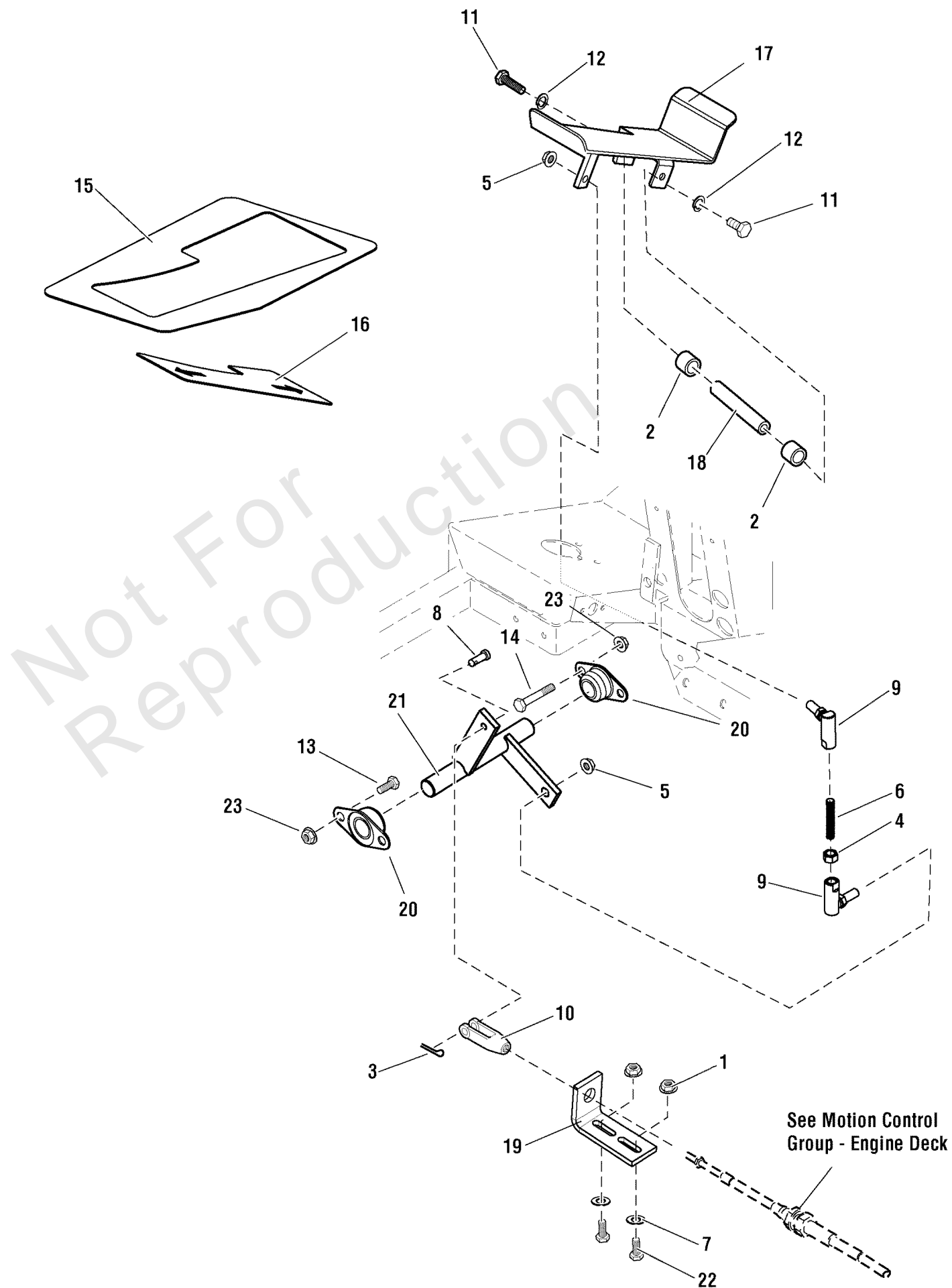
REF NO	PART NO	QTY	DESCRIPTION
1	5025155	6	WASHER, 5/16" SAE
2	5025011X8	3	BOLT, 5/16-18 X 1" GD5 YZ
3	5025392	5	NUT, 5/16-18 HEX NYLOCK FLANGE
4	5025237X25	1	BOLT, M8-1.25 X 25MM GR 8.8
5	5020047	2	COLLAR, 5/16" SET
6	5025045	1	NUT, 5/16-24 HEX NYLON LOCK
7	5025033	1	NUT, 5/16-24 HEX
8	80002736	1	PIN, 3/32 X 0.750, COT, ZINC/CLEAR
9	5100801	1	CABLE, SPEED CONTROL, 36"
10	5025212X7	1	PIN, CLEVIS, 1/4 X 7/8, PLATED
11	84007748	1	CLEVIS
12	5021354	1	SPRING, BRAKE RETURN
13	5042911	2	SPRING RETURN GUIDE
14	5025011X8	2	BOLT, 5/16-18 X 1" GD5 YZ
15	5104833	1	BALL JOINT, 5/16-24 RH FEMALE W/STUD, BR
16	5100820	1	ROD, NEUTRAL RETURN
17	5402376B	1	WELD, NEUTRAL RETURN, TWR - RED
18	5402164B	1	BAR, 1/4 X 1.00, MOTION CONTROL - RED
19	5402194B	1	BRACKET, CABLE MOUNT - RED
20	5050840X3P5	1	BLACK SOFTONE Q-TRIM 3.5" LONG
21	5025013X10	2	BOLT, 3/8-16 X 1-1/4" GD5 CZ
22	5025128	2	NUT, 3/8-16 HEX SERRATED FLANGE
23	5021500	1	CLAMP, VINYL
24	5025010X6	1	BOLT, 1/4-20 X 3/4" GD5 YZ
25	5025154	1	WASHER, 1/4 SAE
26	5025391	1	NUT, 1/4-20 NYLON FLANGE

# Motion Control Group - Trailer

Note: Unless noted otherwise, use the standard torque specifications

Mfg. No: 5900533

5300541



## Motion Control Group - Trailer

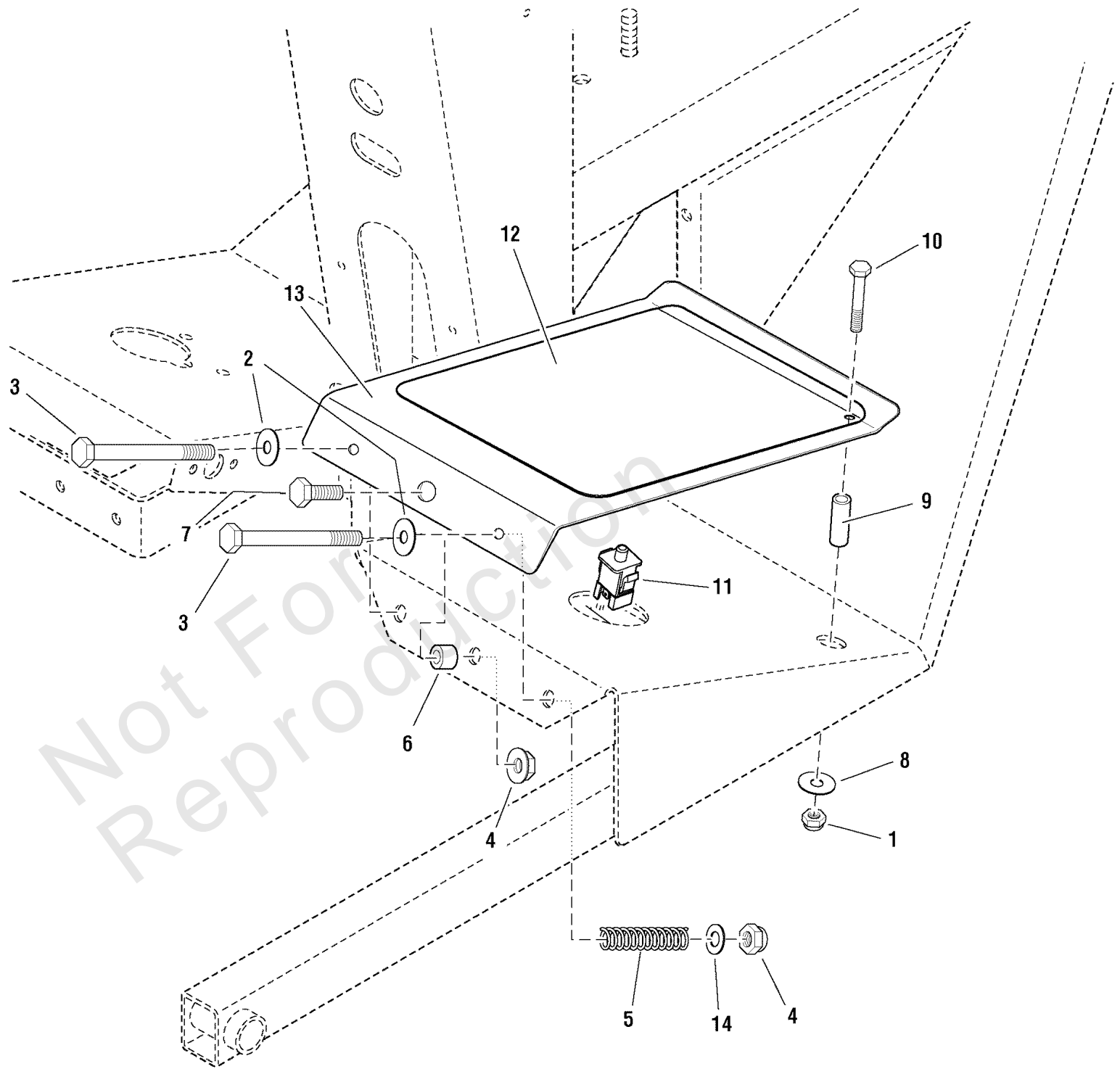
REF NO	PART NO	QTY	DESCRIPTION
1	5025139	2	NUT, 5/16-18 HEX SERRATED FLANGE (LARGE)
2	5023344	2	BUSHING, .75 X 1.00 X 1.00, PLASTIC
3	80002736	1	PIN, 3/32 X 0.750, COT, ZINC/CLEAR
4	5025035	1	NUT, 3/8-24 HEX
5	5025097	2	NUT, 3/8-24 HEX NYLON LOCK
6	5100802	1	STUD, 3/8-24 X 2
7	5025155	2	WASHER, 5/16" SAE
8	5025212X7	1	PIN, CLEVIS, 1/4 X 7/8, PLATED
9	5020805	2	BALL JOINT, 3/8-24 FEM, STUD.
10	84007748	1	CLEVIS
11	5025013X6	2	BOLT, 3/8-16 X 3/4" GD5 CZ
12	5025171	2	WASHER, 3/8" SPLIT LOCK
13	5025011X6	2	BOLT, 5/16-18 X 3/4 GD5
14	5025011X20	2	BOLT, 5/16-18 X 2-1/2" GD5 YZ
15	5101012	1	SAFETY WALK, 11.25 X 8.75, RH - TWR
16	5101006	1	SAFETY WALK, FOOT PEDAL, TWR
17	5402387B	1	WELD, FOOT PEDAL, TWR - RED
18	5042147	1	ROD, FOOT PEDAL PIVOT
19	5042170B	1	BRACKET, CABLE MOUNT
20	5021098	2	BEARING, BRONZE FLANGE, 3/4
21	5401827B	1	WELD, FOOT CONTROL SHAFT - RED
22	5025011X8	2	BOLT, 5/16-18 X 1" GD5 YZ
23	5025392	4	NUT, 5/16-18 HEX NYLOCK FLANGE

# Operator Presence Group

Note: Unless noted otherwise, use the standard torque specifications

Mfg. No: 5900533

5300548





## Operator Presence Group

REF NO	PART NO	QTY	DESCRIPTION
1	5025392	1	NUT, 5/16-18 HEX NYLOCK FLANGE NUT
2	5025156	2	WASHER, 3/8 SAE
3	5025013X24	2	BOLT, 3/8-16 X 3" GD5 CZ
4	5025394	3	NUT, 3/8 - 16 HEX NYLOCK FLANGE
5	5021102	2	SPRING-COMP, .594ID X 2.68LG X .080WR
6	5020880	1	INSERT, BEARING, 17MM X 12MM L
7	5025013X10	1	BOLT, 3/8-16 X 1-1/4" GD5 CZ
8	5025164	1	WASHER, 5/16" Fender
9	5043296	1	BUSHING, BRASS, 3/8 X 5/8 X1.5
10	5025011X18	1	BOLT, 5/16-18 X 2-1/4" GD5 YZ
11	7022886	1	SWITCH, DP NO/NC SNAP-IN
12	5101009	1	SAFETY WALK, 13.00 X 9.00, LH - TWR
13	5401833B	1	PLATE, OPERATOR PRESENCE - RED
14	5025156	2	WASHER, 3/8 SAE

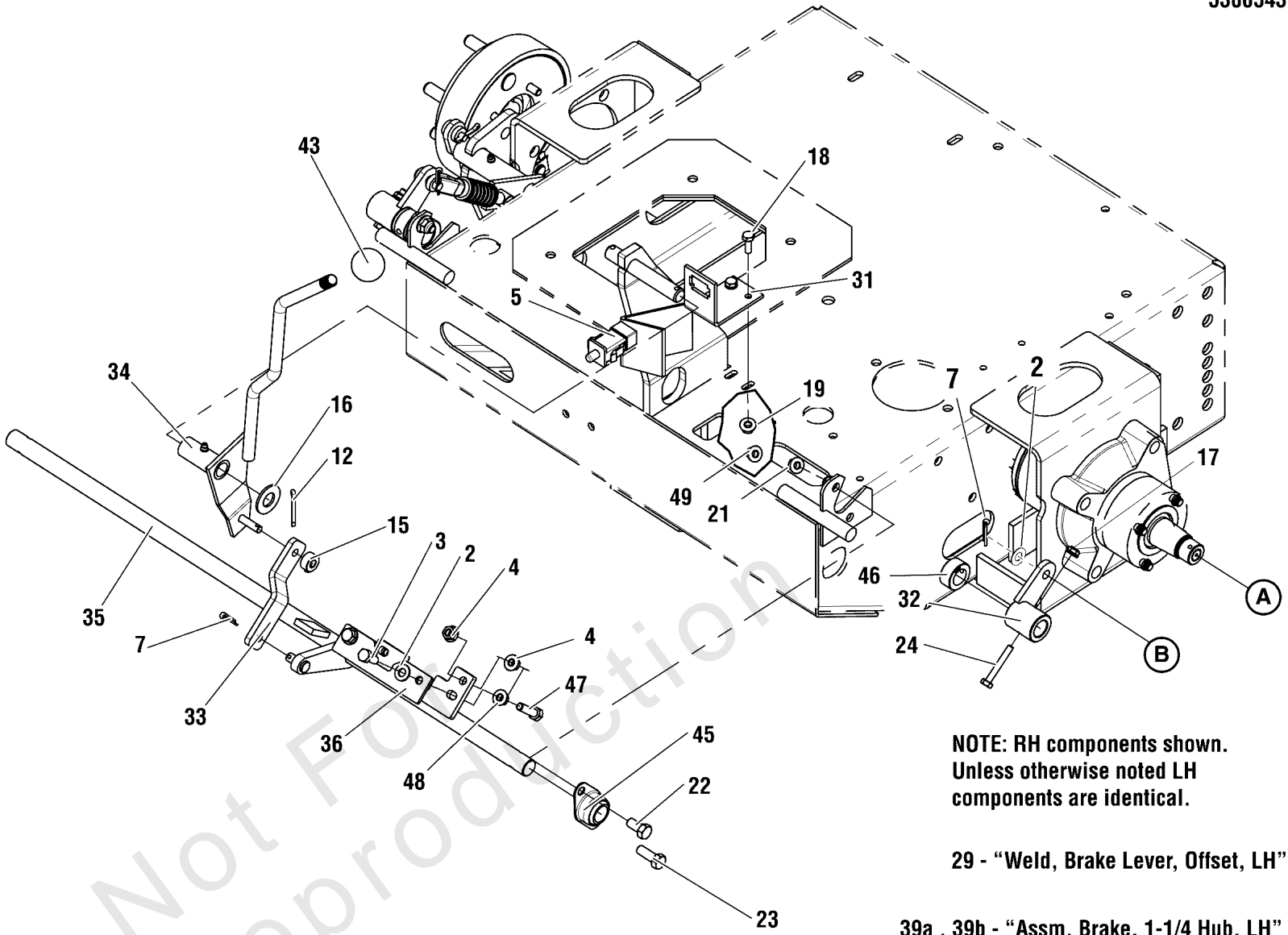
Not For Reproduction

# Parking Brake Group

Note: Unless noted otherwise, use the standard torque specifications

Mfg. No: 5900533

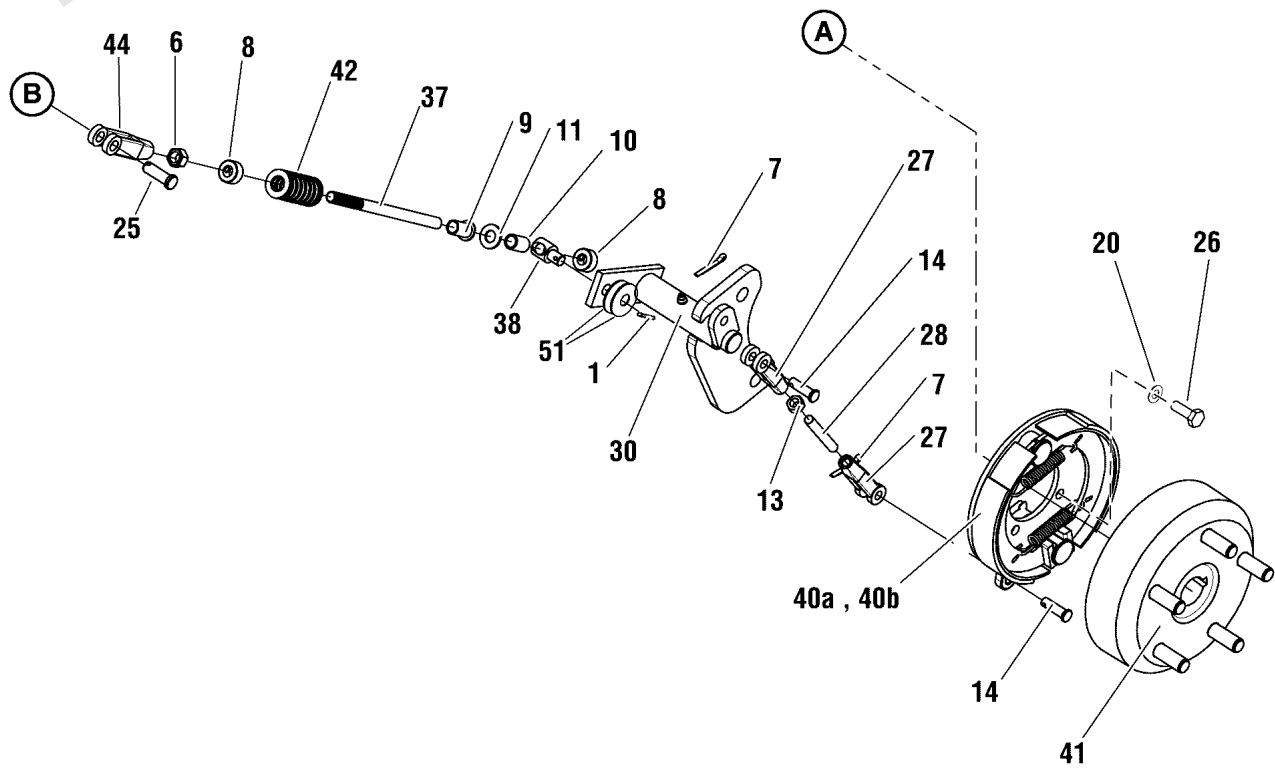
5300543



**NOTE: RH components shown.  
Unless otherwise noted LH  
components are identical.**

29 - "Weld, Brake Lever, Offset, LH"

39a , 39b - "Assm, Brake, 1-1/4 Hub, LH"



## Parking Brake Group

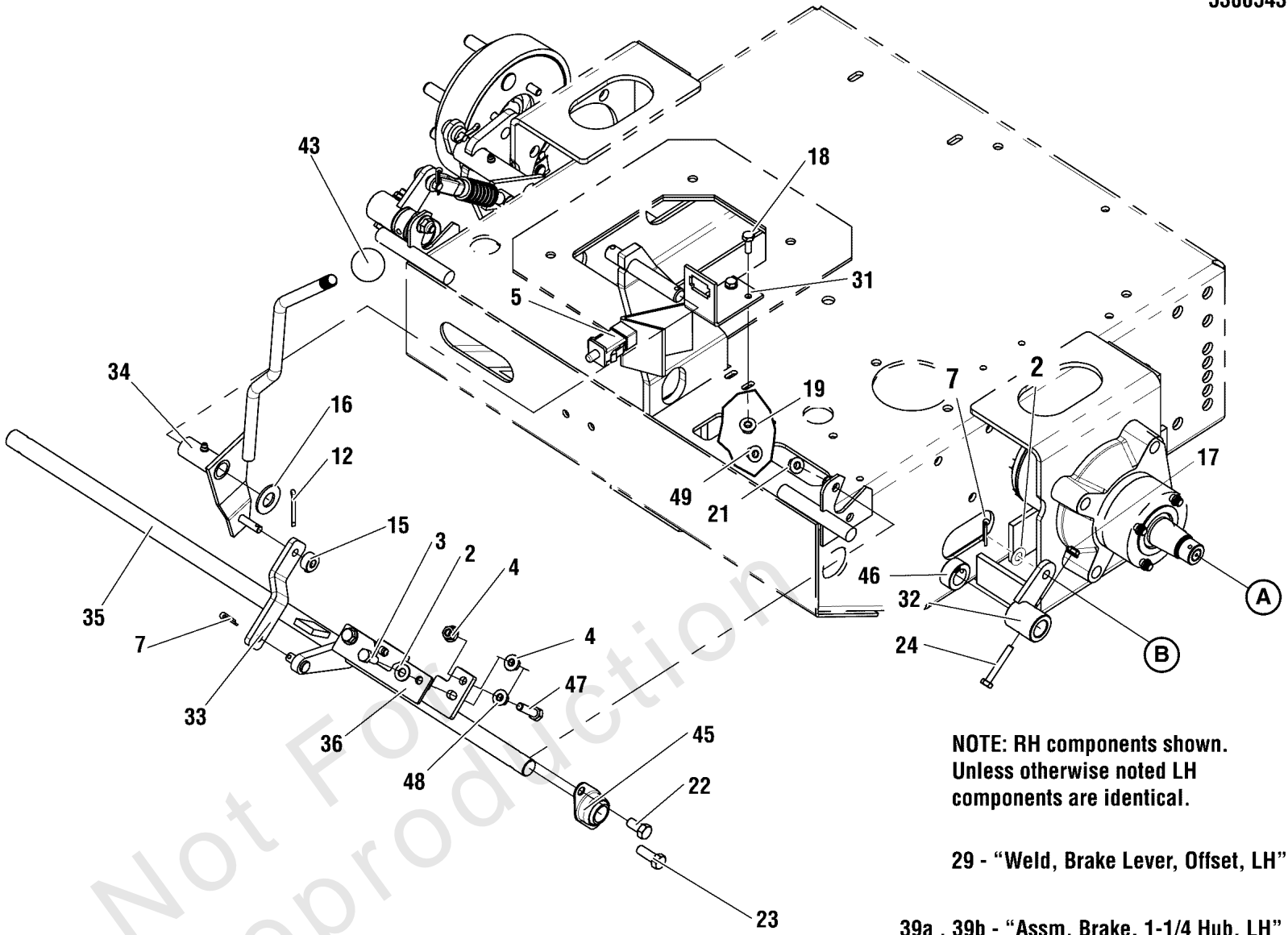
REF NO	PART NO	QTY	DESCRIPTION
1	80002736	2	PIN, 3/32 X 0.750, COT, ZINC/CLEAR
2	5025155	4	WASHER, 5/16" SAE
3	5025011X6	2	BOLT, 5/16-18 X 3/4 GD5
4	5025127	2	NUT, 5/16-18 HEX SERRATED FLANGE (SMALL)
5	7022886	1	SWITCH, DP NO/NC SNAP-IN
6	5025035	2	NUT, 3/8-24 HEX
7	5025203X6	7	PIN, COTTER, 1/8" X 3/4
8	5010546	4	COLLAR, 3/8" SET
9	5023260	2	BUSHING, NYLON
10	5041930	2	SPACER, .38 X .50 X .27
11	5025156	2	WASHER, 3/8 SAE
12	5025203X10	3	PIN, COTTER, 1/8 X 1-1/4
13	5025033	2	NUT, 5/16-24 HEX
14	5025213X8	4	PIN, CLEVIS, 5/16" X 1
15	5020047	1	COLLAR, 5/16" SET
16	5025281	1	WASHER, 5/8" SAE
17	5025391	2	NUT, 1/4-20 HEX NYLOCK FLANGE
18	5025010X6	2	BOLT, 1/4-20 X 3/4" GD5 YZ
19	5025126	2	NUT, 1/4-20 HEX SERR. FLANGE
20	5025170	8	WASHER, 5/16 LOCK CZ
21	5025394	2	NUT, 3/8-16 HEX NYLOCK FLANGE
22	5025013X6	2	BOLT, 3/8-16 X 3/4" GD5 CZ
23	5025013X8	2	BOLT, 3/8-16 X 1" GD5 CZ
24	5025010X14	2	BOLT, 1/4-20 X 1-3/4" GD5 YZ
25	5025214X9	2	PIN, CLEVIS, 3/8" X 1-1/8"
26	5023490	8	BOLT, 5/16-18 X 3/4 12PT FLANGE - PATCH
27	5023323	4	CLEVIS, 5/16-24, STEEL, CLEAR ZINC
28	5047740	2	LINK, STUD
29	5401849B	1	WELD, BRAKE LEVER OFFSET - LH - RED
30	5401848B	1	WELD, BRAKE LEVER OFFSET - RH - RED
31	5400726B	1	BRACKET, SWITCH MOUNT - RED
32	5401859B	2	WELD, PIVOT LINKAGE MOUNT - RED
33	5044043B	1	LINK
34	5030919B	1	BRAKE LEVER WELDMENT
35	5401842B	1	WELD, PARKING BRAKE SHAFT - RED
36	5402158B	1	PLATE, NEUTRAL LOCK - RED
37	5100673	2	ROD, BRAKE ADJUSTMENT
38	5100985	2	ADJUSTER, BRAKE LINKAGE
39a	5102897	1	BRAKE SHOE ASM, LH, KNOTT -(S/N: 2015208612 & Above)
39b	5023500	1	ASSM, BRAKE, 1-1/4 HUB, LH -(S/N: 2015208611 & Below)
40a	5102898	1	BRAKE SHOE ASM, RH, KNOTT -(S/N: 2015208612 & Above)
40b	5023501	1	ASSM, BRAKE, 1-1/4 HUB, RH -(S/N: 2015208611 & Below)
41	5102896	2	BRAKE DRUM, 6", 5 BOLT, KNOTT
42	5022788	2	SPRING, COMPRESSION 2" MEDIUM
43	5021733	1	KNOB, PLASTIC, 1/2-13
44	5101800YP	2	CLEVIS, 3/8-24 RH
45	5021098	2	BEARING, BRONZE FLANGE, 3/4
46	5010116	2	COLLAR, 3/4" SET

# Parking Brake Group

Note: Unless noted otherwise, use the standard torque specifications

Mfg. No: 5900533

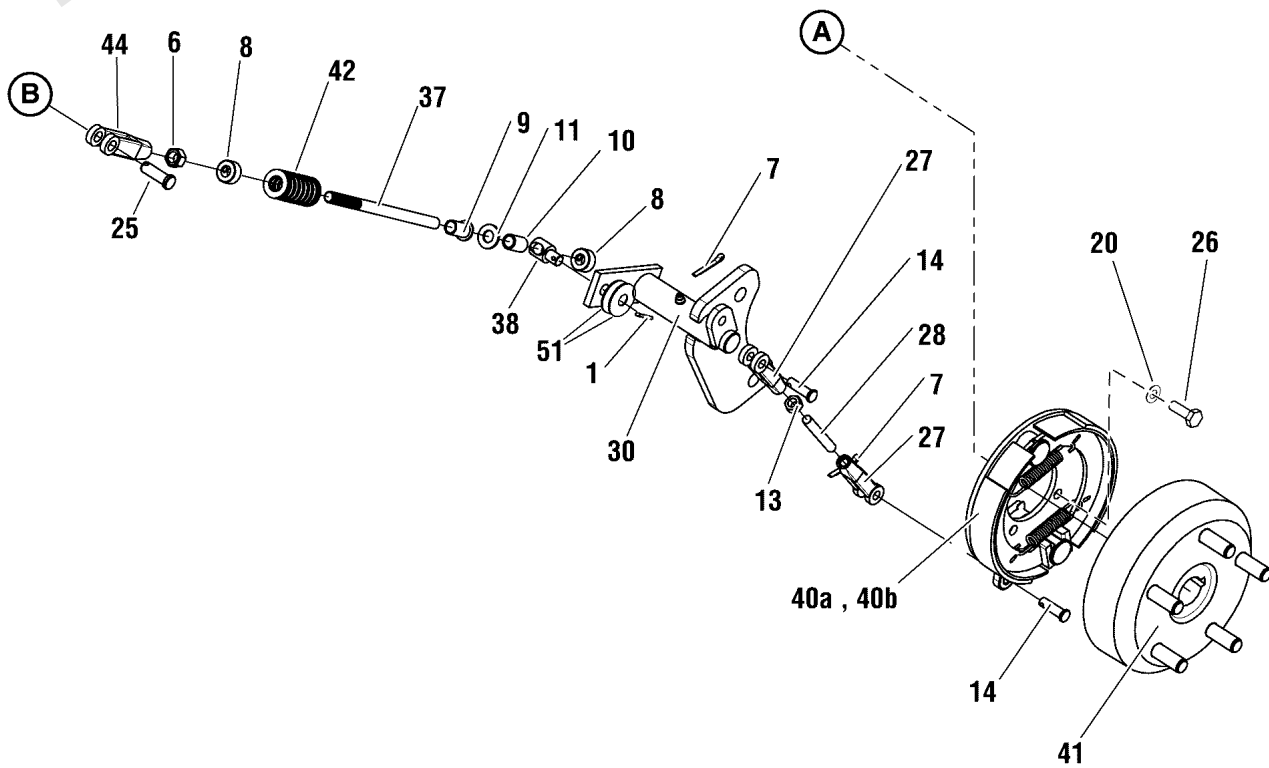
5300543



**NOTE: RH components shown.  
Unless otherwise noted LH  
components are identical.**

29 - "Weld, Brake Lever, Offset, LH"

39a , 39b - "Assm, Brake, 1-1/4 Hub, LH"



## ***Parking Brake Group***

<b>REF NO</b>	<b>PART NO</b>	<b>QTY</b>	<b>DESCRIPTION</b>
47	5025011X10	1	BOLT, 5/16-18 X 1-1/4" GD5
48	5025388	1	NUT, 5/16-18 HEX JAM
49	5025096	2	NUT, 3/8-16 HEX NYLON LOCK
50	5023368X1	10	STUD, BRAKE DRUM (SV) -(Not Shown)
51	5100146	2	WASHER, .389 X 1.00 X .020, SS

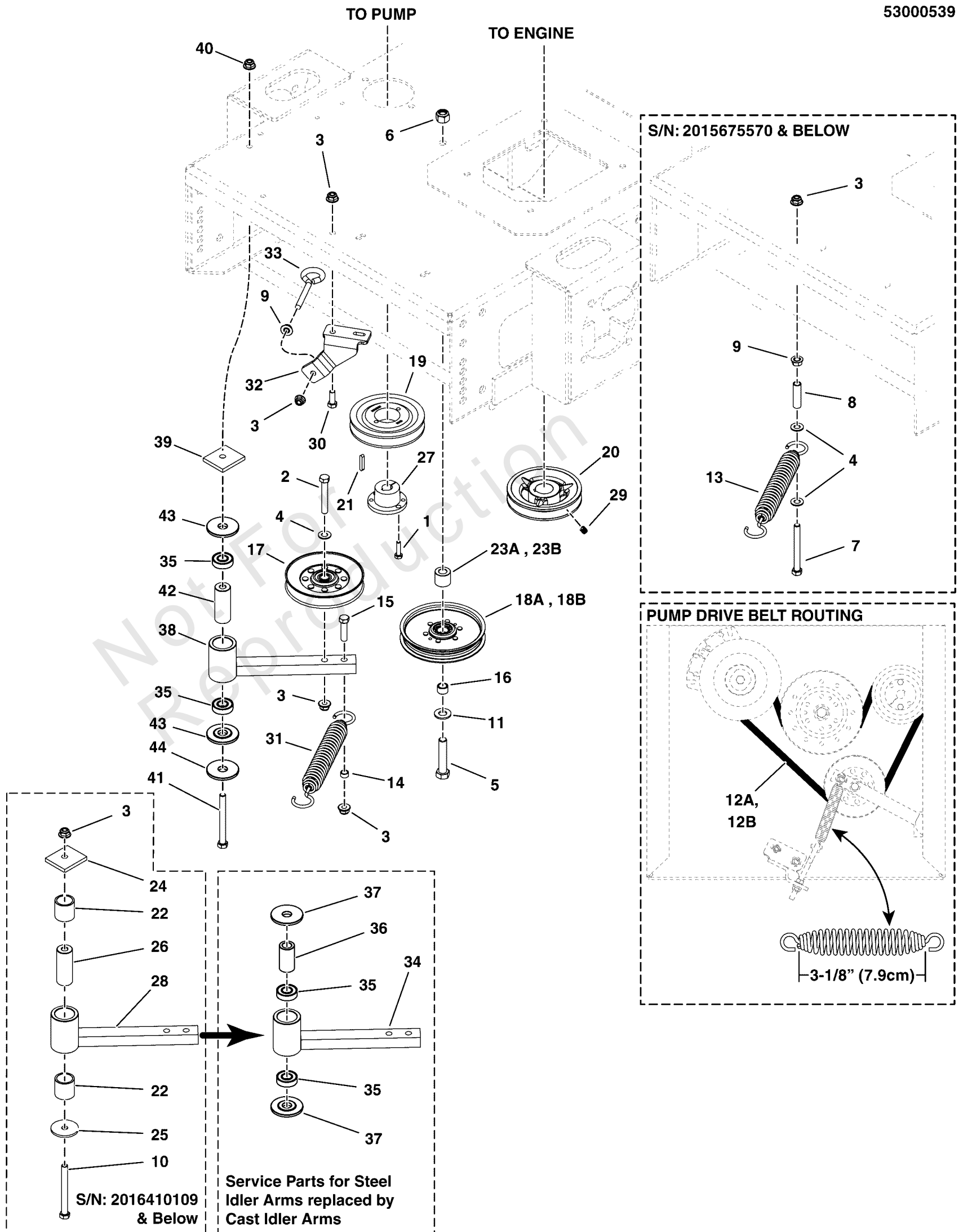
Not For Reproduction

# Pump Drive Group

Note: Unless noted otherwise, use the standard torque specifications

Mfg. No: 5900533

53000539



## Pump Drive Group

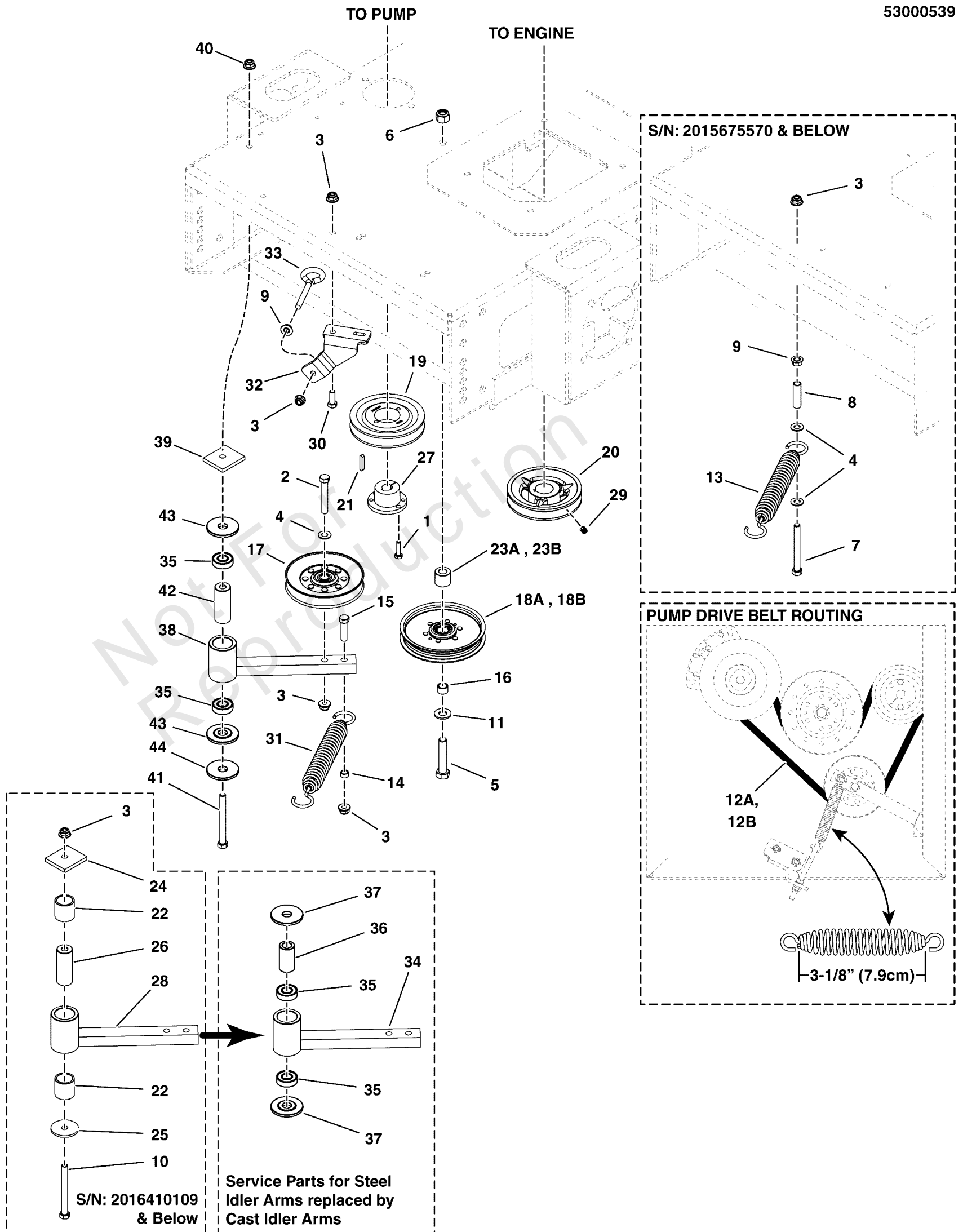
REF NO	PART NO	QTY	DESCRIPTION
1	5025010X8	2	BOLT, 1/4-20 X 1" GD5 CZ
2	5025013X20	1	BOLT, 3/8-16 X 2-1/2" GD5 CZ
3	5025394	4	NUT, 3/8-16 HEX NYLOCK FLANGE
4	5025156	3	WASHER, 3/8 SAE
5	5025018X20	1	BOLT, 1/2-20 X 2-1/2" GD5 CZ
6	5025098	1	NUT, Hex, Nylon Lock, 1/2-20
7	5025013X28	1	BOLT, 3/8-16 X 3-1/2" GD5 CZ
8	5050860X1P75	1	HOSE, PUSH LOCK 3/8 X 1 3/4
9	5025128	1	NUT, 3/8-16 HEX SERRATED FLANGE
10	5025013X32	1	BOLT, 3/8-16 X 4" GD5 CZ
11	5025158	1	WASHER, 1/2 SAE
12a	5103495	1	BELT, B-SEC, 58.2" EL, ARAMID -(S/N: 2015675571 & Above)
12b	5100808	1	BELT, BP-SEC, 56.00EL, ARAMID, WRPD -(S/N: 2015675570 & Below)
13	5100633	1	SPRING, EXTENSION, SWIVEL, SHORT HOOK
14	5041930	1	SPACER, .38 X .50 X .27
15	5025013X12	1	BOLT, 3/8-16 X 1-1/2" GD5 CZ
16	5020870	1	INSERT, BEARING
17	5100837	1	PULLEY, IDLER V NOTCH, 5 AB1303
18a	----	1	Replace with: Pulley #5104717 & Debris Shield #5105145
18b	5023264	1	PULLEY, FLAT IDLER, 5.0X.75 -(S/N: 2015675570 & Below)
19	5100815	1	PULLEY , 4.75 OD, SINGLE GROOVE BH-48
20	5021682	1	PULLEY, 4.75 OD X 1-1/8 BORE, BC-48
21	5023254	1	KEY, 5MM SQ. W/RADIUS
22	5022157	2	BUSHING, BRASS, 1.25X1X1.25
23a	5047142	1	SPACER, .52 X 1.25 X .70, CZ -(S/N: 2015675571 & Above)
23b	5044673	1	SPACER, .52 X 1.00 X .88 -(S/N: 2015675570 & Below)
24	5045090	1	SPACER, IDLER PIVOT
25	5025305	1	WASHER, .41 X 1.75 X .14
26	5102004	1	SPACER, .39 X 1.00 X 2.55, SS
27	5022383	1	BUSHING, 17MM, HQ
28	5046430A	1	WELD, ARM, PUMP DRIVE IDLER - BLK
29	5025531	2	SET SCREW, 5/16-18 X 3/8, KNUURL, W/PATCH
30	5025013X8	1	BOLT, 3/8-16 X 1" GD5 CZ
31	5102668	1	SPRING-EXT, .930 ODX4.020LGX.120WR
32	5409400B	1	BRACKET, HYDRO SPRING ANCHOR
33	5023497	1	EYE BOLT, 3/8-16 X 5, 2.88THRD, 1EYE, CZ
34	5406895	1	ASSM, IDLER ARM, PUMP DRIVE, 3/8, CAST (SV) -(Includes items # 35 - 37)(5101178A)
35	7078243	2	BEARING, BALL, AXLE
36	5102580	1	SPACER, .39 X .88 X 1.53, CZ
37	5102579	2	SPACER, IDLER ARM, T-STYLE, CZ
38	5411066	1	ASSM, IDLER ARM, PUMP DRIVE, 1/2, CAST (SV) -(S/N: 2016410110 & Above)(5101178A)
39	5103284	1	SPACER, .52ID X 2 X 1.75RCT X .25, CZ -(S/N: 2016410110 & Above)
40	5025396	1	NUT, Hex Flange, Nylock, 1/2-13 -(S/N: 2016410110 & Above)
41	5025017X32	1	BOLT, 1/2-13 X 4" GD5 CZ -(S/N: 2016410110 & Above)

# Pump Drive Group

Note: Unless noted otherwise, use the standard torque specifications

Mfg. No: 5900533

53000539





## *Pump Drive Group*

REF NO	PART NO	QTY	DESCRIPTION
42	5103812	1	SPACER, .52 X .84 X 1.53, PM -(S/N: 2016410110 & Above)
43	5103262	2	SPACER, IDLER ARM, 1/2, PM -(S/N: 2016410110 & Above)
44	5103282	1	WASHER, .52 X 1.75 X .14, CZ -(S/N: 2016410110 & Above)

Not For Reproduction

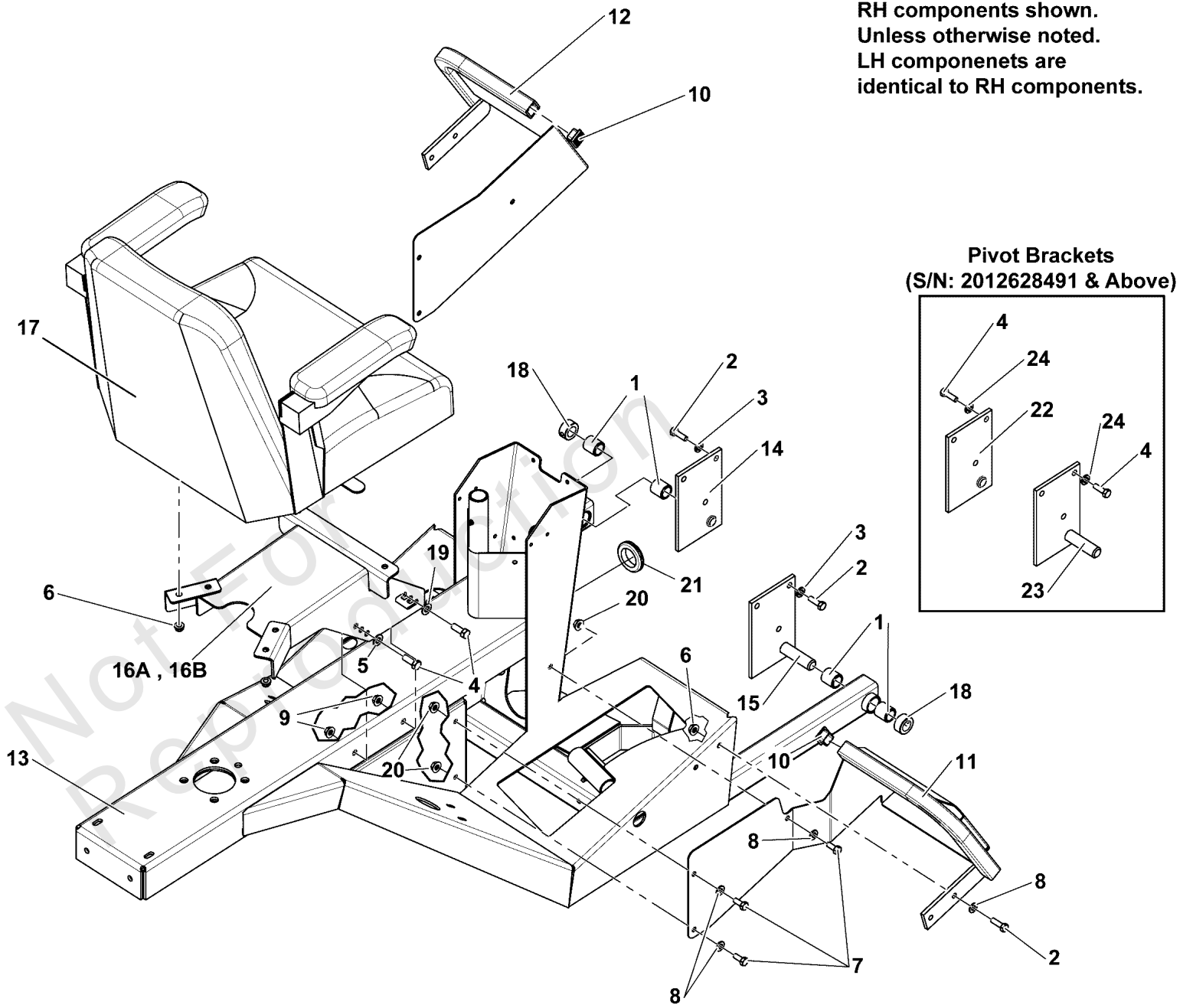
# Seat & Mount Group

Note: Unless noted otherwise, use the standard torque specifications

Mfg. No: 5900533

5300535

RH components shown.  
Unless otherwise noted.  
LH components are  
identical to RH components.



## Seat & Mount Group

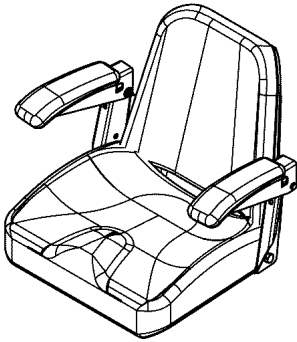
REF NO	PART NO	QTY	DESCRIPTION
1	5023344	4	BUSHING, .75 X 1.00 X 1.00, PLASTIC
2	5025011X8	10	BOLT, 5/16-18 X 1" GD5 YZ
3	5025170	6	WASHER, 5/16 LOCK CZ
4	5025013X8	10	BOLT, 3/8-16 X 1" GD5 CZ
5	5025156	2	WASHER, 3/8 SAE
6	5025392	8	NUT, 5/16-18 HEX NYLOCK FLANGE
7	5025011X6	6	BOLT, 5/16-18 X 3/4 GD5
8	5025155	10	WASHER, 5/16" SAE
9	5025394	4	NUT, 3/8-16 HEX NYLOCK FLANGE
10	5021686	2	CAP, PLASTIC, 1" X 1"
11	5402287B	1	WELD, FOOT GUARD, RH - RED
12	5402286B	1	WELD, FOOT GUARD, LH - RED
13	5421829B	1	WELD, TRAILER, TWR - RED
14	5045570B	1	WELD, BRACKET, PIVOT - LEFT -(S/N: 2012628490 & Below)
15	5045571B	1	WELD, BRACKET, PIVOT - RIGHT -(S/N: 2012628490 & Below)
16A	5408073B	1	WELD, SEAT MOUNT - RED -(S/N: 2014582799 & Above)
16B	5401708B	1	WELD, SEAT MOUNT - RED -(S/N: 2014582798 & Below)
17	5108191	1	SEAT, C13, SEAT'S INC -(S/N: 4000875837 & Above)
17	5104681	1	SEAT, CI3, SEAT'S INC. 2016 -(S/N: 2017192383 to 4000875836)
17	5103354	1	SEAT - 2012 -(S/N: 2015460123 to 2017192382)
17	5103004	1	SEAT, LOW, COMPANION -(S/N: 2014582799 to 2015460122)
17	5022031	1	SEAT, GRAY, NO LOGO, CMPT -(S/N: 2014582798 & Below)
18	5010114	2	COLLAR, 3/4" SPLIT
19	5025293	2	WASHER, 3/8" GD.9 FLAT
20	5025139	6	NUT, 5/16-18 HEX SERRATED FLANGE (LARGE)
21	5021379	1	GROMMET, 7/8
22	5403653B	1	WELD, BRACKET, PIVOT - LEFT -(S/N: 2012628491 & Above)
23	5403652B	1	WELD, BRACKET, PIVOT - RIGHT -(S/N: 2012628491 & Above)
24	5025171	6	WASHER, 3/8" SPLIT LOCK

# Seat Replacement Parts

Note: Unless noted otherwise, use the standard torque specifications

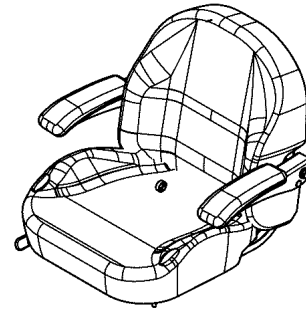
Mfg. No: 5900533

**Seat Number: 5022031 - "Gray Seat"**



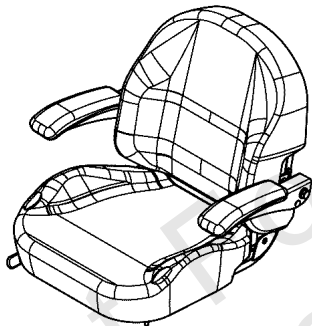
- 1 - Seat Bottom Cushion
- 2 - Seat Back Cushion
- 3 - Arm Rest Pad
- 4 - Rails, Seat Adjuster (Set of 2)
- 5 - Spring, Extension 4" Adjustment

**Seat Number: 5103004 - "Black/Gray Seat, No Trim"**



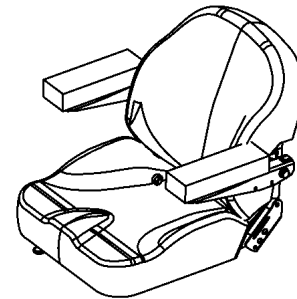
- 6 - Seat, Back Cover
- 7 - Seat Cushion
- 8 - Arm Rest Assembly (Set of 2)
- 9 - Slide Rails

**Seat Number: 5103354 - "Black/Gray Seat, Red Trim"**



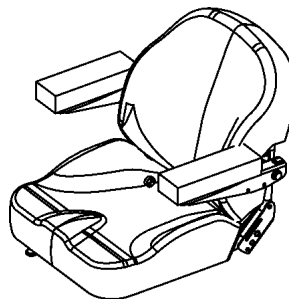
- 10 - Seat Back Cover
- 11 - Seat Cushion
- 12 - Arm Rest Assembly
- 13 - Slide Rails

**Seat Number: 5104681 - Seat, CI3, Seat's Inc. 2016"**



- 14 - Back Cover, CI3 Seat
- 15 - Cushion Cover, CI3 Seat
- 16 - Left and Right Hand Arm Assemblies, CI3 Seat
- 17 - Arm Pad, CI3 Seat
- 18 - Track Kit, CI3 Seat

**Seat Number: 5108191 - Seat, CI3, Seat's Inc."**



- 19 - Back Cover, CI3 Seat
- 20 - Cushion Cover, CI3 Seat
- 21 - Left and Right Hand Arm Assemblies, CI3 Seat
- 22 - Set of Arm Pads, CI3 Seat
- 23 - Track Kit, CI3 Seat

## Seat Replacement Parts

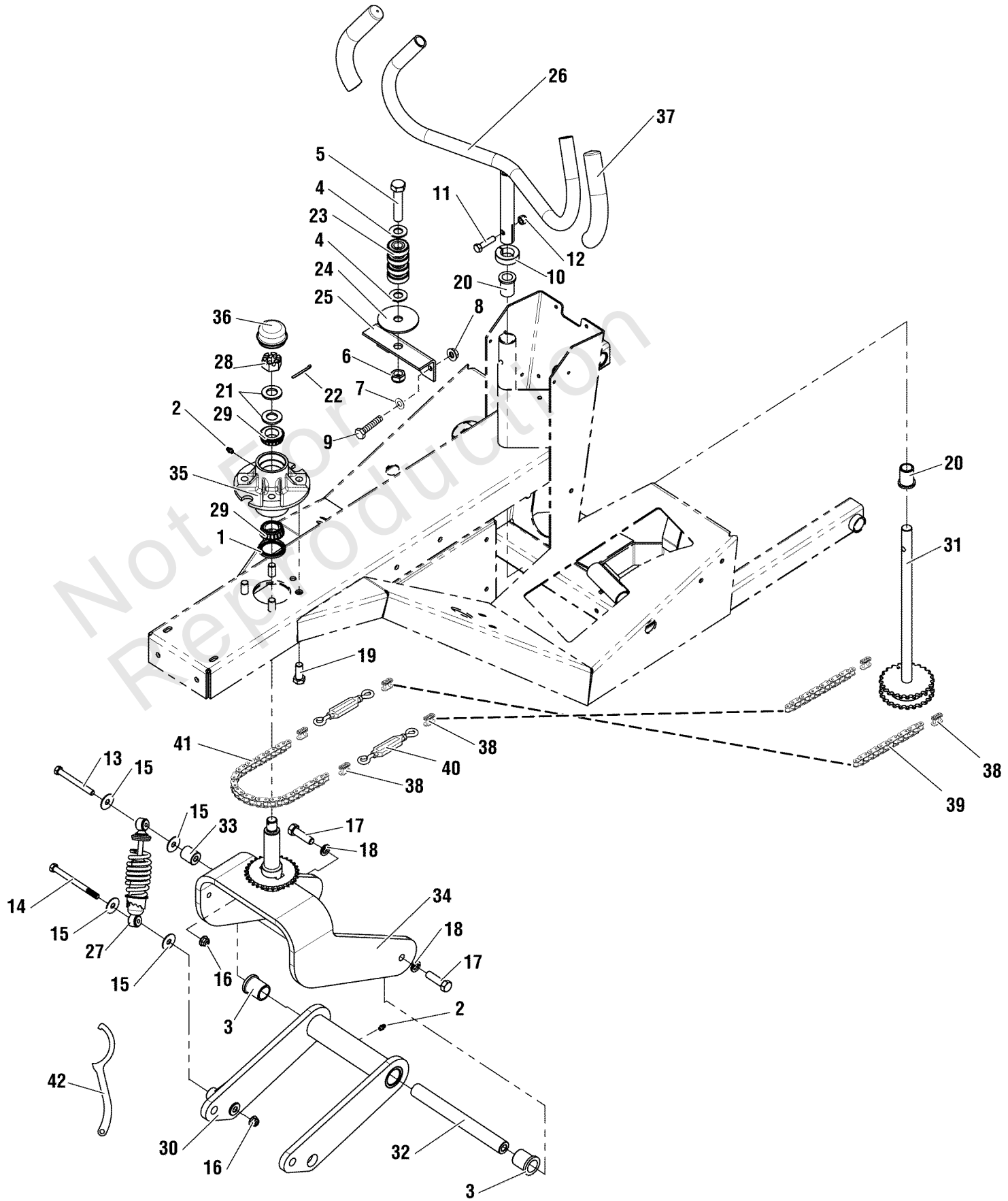
REF NO	PART NO	QTY	DESCRIPTION
1	5022031X2	1	SEAT BOTTOM (EVC 907)
2	5022031X4	1	CUSHION, SEAT BACK, GRAY
3	5022185	1	ARM REST, BLACK MOLDED, PAD ONLY
4	5020930X3	1	RAILS, SEAT ADJUSTER (SET OF TWO)
5	5100636	1	SPRING, EXTENSION, SEAT ADJUSTMENT (YEL OR BLK) -(SV)(Not an illustrated part.)
6	5102760X1	1	SEAT BACK COVER
7	5102760X2	1	SEAT CUSHION
8	5102760X3	1	Arm Rest Asm. (set of 2)
9	5102760X4	1	SLIDE RAILS
10	5103354X1	1	SEAT BACK COVER, SEAT 2012
11	5103354X2	1	SEAT COVER
12	5102760X3	1	Arm Rest Asm. (set of 2)
13	5102760X4	1	SLIDE RAILS
14	5104681X1	1	BACK, COVER, CI3 SEAT
15	5104681X2	1	CUSHION COVER, CI3 SEAT
16	5104681X3	1	LEFT AND RIGHT HAND ARM ASSEMBLIES, CI3 SEAT
17	5104681X4	1	ARM PAD, C13 SEAT
18	5104681X5	1	TRACK KIT, CI3 SEAT
19	84006015	1	CUSHION, Back
20	5108188X1	1	CUSHION COVER FOR CI3
21	5108188X1	1	CUSHION COVER FOR CI3
22	5108190X1	1	ARM PAD ASSEMBLY
23	5104681X5	1	TRACK KIT, CI3 SEAT

# Steering & Suspension Group

Note: Unless noted otherwise, use the standard torque specifications

Mfg. No: 5900533

5300534



## Steering & Suspension Group

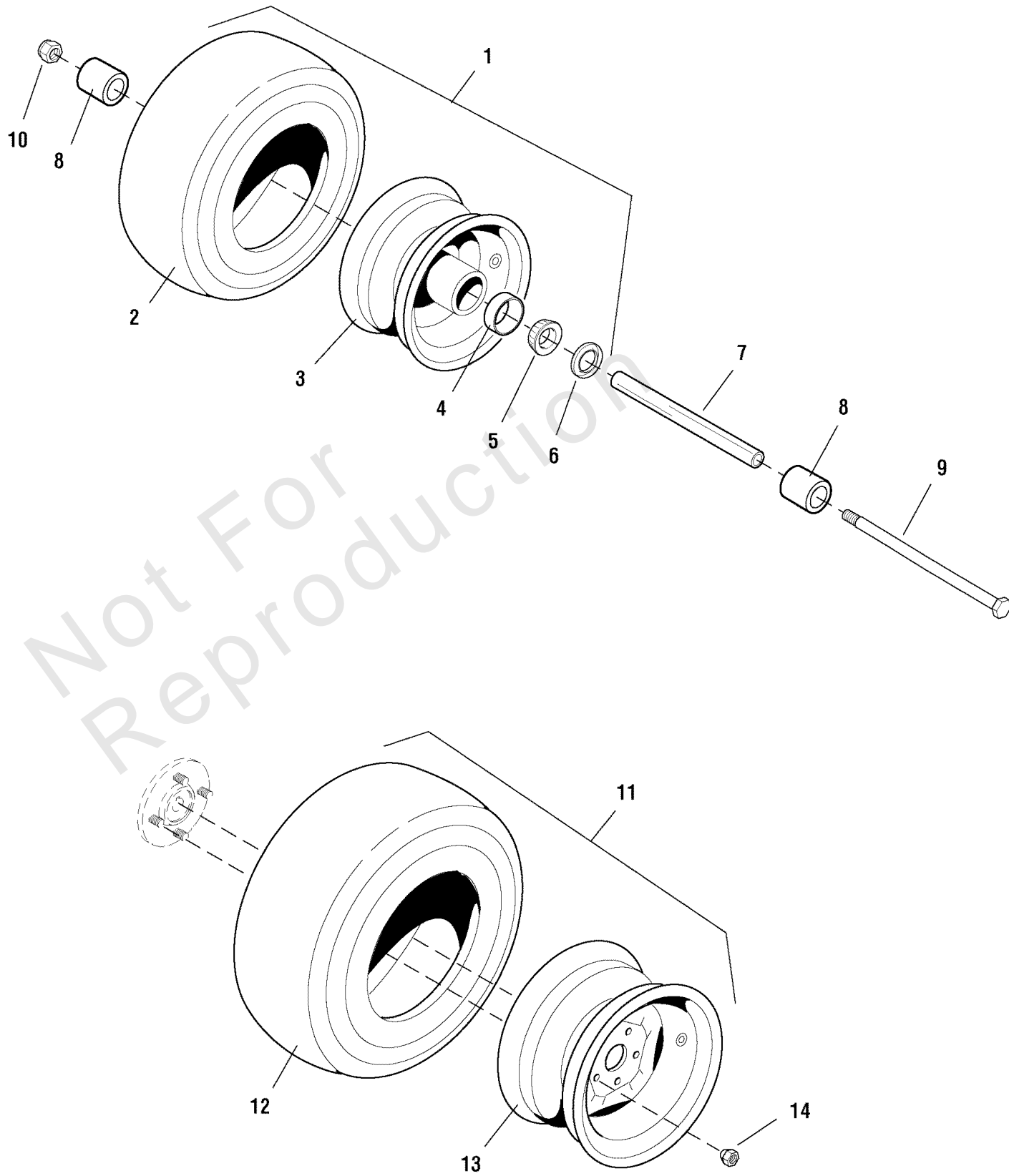
REF NO	PART NO	QTY	DESCRIPTION
1	5100838	1	SEAL, 1.983" X 1.500 X .188
2	5020095	2	GREASE FITTING, 1/4-28 STRAIGHT
3	5021541	2	BUSHING, FLANGE
4	5025281	2	WASHER, 5/8" SAE
5	5025019X24	1	BOLT, 5/8-11 x 3" GD5 CZ
6	5025282	1	NUT, 5/8-11 HEX JAM NYLON LOCK
7	5025155	2	WASHER, 5/16" SAE
8	5025392	2	NUT, 5/16-18 HEX NYLOCK FLANGE
9	5025011X6	2	BOLT, 5/16-18 X 3/4 GD5
10	5020602	1	COLLAR, 1" SPLIT
11	5025013X12	1	BOLT, 3/8-16 X 1-1/2" GD5 CZ
12	5025096	1	NUT, 3/8-16 HEX NYLON LOCK
13	5025013X28	1	BOLT, 3/8-16 X 3-1/2" GD5 CZ
14	5025013X36	1	BOLT, 3/8-16 X 4-1/2" GD5 CZ
15	5025165	4	WASHER, 3/8" FENDER
16	5025394	2	NUT, 3/8-16 HEX NYLOCK FLANGE
17	5025018X14	2	BOLT, 1/2-20 X 1-3/4" GD8 CZ
18	5025173	2	WASHER, 1/2" SPLIT LOCK
19	5025018X10	4	BOLT, 1/2-20 X 1-1/4" GD5 CZ
20	5020823	2	BUSHING, FLANGE, 3/4 X 1
21	5025160	2	WASHER, 3/4 SAE
22	5025203X10	1	PIN, COTTER, 1/8 X 1-1/4
23	5021882	4	BEARING, ROLLER, 5/8" ID
24	5043652	1	WASHER, .64 X 3.00 X .14
25	5044627B	1	MOUNT, CHAIN ROLLER
26	5402373B	1	WELD, STEERING HANDLE - RED
27	5023383	1	SHOCK, SUSPENSION
28	5025104	1	NUT, 3/4-16 HEX SLOTTED
29	5100839	2	BEARING, TAPER ROLLER, 1.1417
30	5401698B	1	WELD, SWING ARM - RED
31	5042087	1	STEERING SHAFT WELDMENT
32	5100564	1	SPACER, 1.00 X 9.32 - TAPPED
33	5100563	1	SPACER, .39 X 1.00 X 1.13
34	5401696B	1	WELD, MOUNT, STEERING TIRE - RED
35	5100840	1	HUB ASSEMBLY
36	5021073	1	CAP, DUST
37	5020837	2	GRIP, FOAM 1" ID X 7.75" LONG
38	5010674	6	CHAIN, LINK CONNECTOR #40
39	5010673X33	2	#40 CHAIN 33 LINKS
40	5042090	2	ASSEMBLY, TURNBUCKLE
41	5010673X43	1	#40 CHAIN, 43 LINK
42	5022853	1	WRENCH, SPANNER, CZ

# Wheel & Tire Group

Note: Unless noted otherwise, use the standard torque specifications

Mfg. No: 5900533

5300546





## Wheel & Tire Group

REF NO	PART NO	QTY	DESCRIPTION
1	5021150S	1	TIRE, 18 X 7.5 X 8 4 PLY
2	5021215	1	TIRE REAR, 18 X 7.5 X 8, RUBBER
3	5021216S	1	WHEEL ASSEMBLY, 8 X 3.75, SILVER
4	5020883	2	BEARING CUP
5	5020884	2	BEARING, TAPERED ROLLER
6	5020885	2	GREASE SEAL
7	5042314	1	STEERING TIRE AXLE
8	5042315	2	SPACER, 1.01 X 1.25 X 2.06
9	5025019X76	1	BOLT, 5/8-11 X 9-1/2", GD5 PLN
10	5025103	1	NUT, 5/8-11 HEX SIDE LOCK
11	5100674	2	TIRE, 22 X 10 X 10 ASSEMBLY # 37809
12	5100006X1	1	TIRE, 22 X 10 X 10, RUBBER
13	5100674X2	1	WHEEL ASSEMBLY, SILVER
14	5020601	10	NUT, 1/2-20, FOR WHEEL BOLT SILVER

Not For Reproduction

# Hardware Identification & Torque Specifications

Torque Specification Chart								
FOR STANDARD METRIC MACHINE HARDWARE (Tolerance ± 20%)								
Property Class	5.6		8.8		10.9		12.9	
	Class 5.6		Class 8.8		Class 10.9		Class 12.9	
Size Of Hardware	in/lbs	Nm.	in/lbs	Nm.	in/lbs	Nm.	in/lbs	Nm.
	ft/lbs		ft/lbs		ft/lbs		ft/lbs	
M3	5.88	.56	13.44	1.28	19.2	1.80	22.92	2.15
M4	13.44	1.28	30.72	2.90	43.44	4.10	52.56	4.95
M5	26.4	2.50	60.96	5.75	5.97	8.10	7.15	9.7
M6	44.64	4.3	7.3	9.9	10.3	14	12.1	16.5
M7	5.2	7.1	12.1	16.5	16.9	23	19.9	27
M8	7.7	10.5	17.7	24	25	34	29	40
M10	15	21	35	48	50	67	59	81
M12	26	36	61	83	86.2	117	103	140
M14	42	58	101	132	136	185	162	220
M16	64	88	147	200	210	285	250	340
M18	89	121	202	275	287	390	346	470
M20	126	171	290	390	405	550	486	660
M22	169	230	390	530	559	745	656	890
M24	217	295	497	375	708	960	840	1140
M27	320	435	733	995	1032	1400	1239	1680
M30	435	590	995	1350	1401	1900	1681	2280
M33	590	800	1349	1830	1902	2580	2278	3090
M36	759	1030	1740	2360	2441	3310	2935	3980
M39	988	1340	2249	3050	3163	4290	3798	5150

Torque Specification Chart						
FOR STANDARD MACHINE HARDWARE (Tolerance ± 20%)						
Hardware Grade	No Marks		SAE Grade 5		SAE Grade 8	
	SAE Grade 2		SAE Grade 5		SAE Grade 8	
Size Of Hardware	in/lbs	Nm.	in/lbs	Nm.	in/lbs	Nm.
	ft/lbs		ft/lbs		ft/lbs	
8-32	19	2.1	30	3.4	41	4.6
8-36	20	2.3	31	3.5	43	4.9
10-24	27	3.1	43	4.9	60	6.8
10-32	31	3.5	49	5.5	68	7.7
1/4-20	66	7.6	8	10.9	12	16.3
1/4-28	76	8.6	10	13.6	14	19.0
5/16-18	11	15.0	17	23.1	25	34.0
5/16-24	12	16.3	19	25.8	29	34.0
3/8-16	20	27.2	30	40.8	45	61.2
3/8-24	23	31.3	35	47.6	50	68.0
7/16-14	30	40.8	50	68.0	70	95.2
7/16-20	35	47.6	55	74.8	80	108.8
1/2-13	50	68.0	75	102.0	110	149.6
1/2-20	55	74.8	90	122.4	120	163.2
9/16-12	65	88.4	110	149.6	150	204.0
9/16-18	75	102.0	120	163.2	170	231.2
5/8-11	90	122.4	150	204.0	220	299.2
5/8-18	100	136	180	244.8	240	326.4
3/4-10	160	217.6	260	353.6	386	525.0
3/4-16	180	244.8	300	408.0	420	571.2
7/8-9	140	190.4	400	544.0	600	816.0
7/8-14	155	210.8	440	598.4	660	897.6
1-8	220	299.2	580	788.8	900	1,244.0
1-12	240	326.4	640	870.4	1,000	1,360.0

The guides and ruler furnished below are designed to help you select the appropriate hardware.

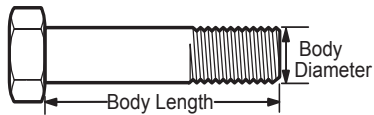


Nut, M8

Thread Diameter (mm)

Inside Diameter (in)      Threads per inch

Nut, 1/2-16

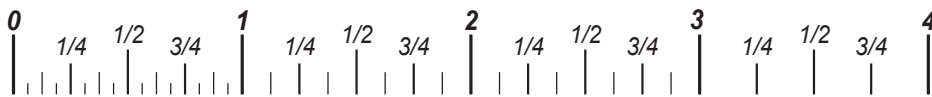


Screw, M8- 1.25 x 25

Thread Diameter (mm)      Distance between threads (mm)      Body Length (mm)

Body Diameter      Threads per inch      Body Length (in)

Screw, 1/2- 16 x 2



## Standard Hardware Sizing

When a washer or nut is identified as 1/2" (M8), this is the *Nominal size*, meaning the *inside diameter* is 1/2 inch (8mm metric thread diameter); if a second number is present it represents the *threads per inch* (distance between threads).

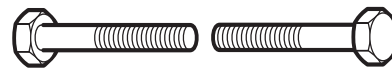
When bolt or capscrew is identified as 1/2 - 16 x 2" (M8 - 1.25 x 50), this means the *Nominal size*, or body diameter is 1/2 inch (8mm metric thread diameter), the second number, 16, represents the *threads per inch*, (*distance between threads*). The final number is the body length of the bolt or screw, 2 inches (50mm).

## NOTES

- These torque values are to be used for all hardware excluding: locknuts, self-tapping screws, thread forming screws, sheet metal screws and socket head setscrews.
- Recommended seating torque values for locknuts:
  - for prevailing torque locknuts - use 65% of grade 5 torques.
  - for flange whizlock nuts and screws - use 135% of grade 5 torques.
- Unless otherwise noted on assembly drawings, all torque values must meet this specification.

## Common Hardware Types

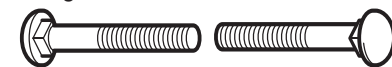
Hex Head Capscrew



Washer



Carriage Bolt



Hex Nut

## Wrench & Fastener Size Guide

1/4" Bolt or Nut Wrench—7/16"	5/16" Bolt or Nut Wrench—1/2"	3/8" Bolt or Nut Wrench—9/16"	7/16" Bolt or Nut Wrench (Bolt)—5/8" Wrench (Nut)—11/16"	1/2" Bolt or Nut Wrench—3/4"
M6 Bolt or Nut Wrench—10mm	M8 Bolt or Nut Wrench—13mm	M10 Bolt or Nut Wrench—17mm	M12 Bolt or Nut Wrench—19mm	M14 Bolt or Nut Wrench—22mm

